

S.M.S.L



M300

使用说明书

深圳市双木三林电子有限公司

## 提示

- 请将本音响系统安装在通风良好、阴凉、干燥、干净的位置，远离直射阳光热源、振动、灰尘、潮湿或寒冷。
- 本机的上面，请不要放置下列物品：
  - 其他装置。因为这样有可能导致损坏或导致本机表面变色。
  - 可燃物品（例如蜡烛）。因为这样有可能导致火灾而损坏本机或造成人身伤害。
  - 装有液体的容器。因为有容器反倒，液体流淌的可能，如此有可能导致用户触电或损坏本机。
- 不要在本机上面覆盖报纸，台布，窗帘等，以免妨碍散热。如果本机内部温度过高，则有可能导致火灾，损坏本机或造成人身伤害。  
在使用开关，旋钮或缆线时，不要用力过猛。
- 只能使用本机指定的电压。使用高于指定数值的电压很危险，而且可能导致火灾，损坏本机或造成人身伤害。对于使用高于指定电压造成的任何损害双木三林将不负任何责任。
- 不要试图自行改造或修理本机。如果需要任何服务，请就近与有资格的双木三林维修人员联系。不管有任何理由，都没有打开机壳的必要。
- 如果打算长时间不使用本机（比如度假时），请从墙壁交流电源插座上断开电源线的连接。
- 为了加强对于本产品的保护，在雷电期间，或无人管理时以及长时间不使用时，请将电源线从墙壁上的电源插座上拔下。这样将防止该产品在闪电和电网出现电涌时受到损害。

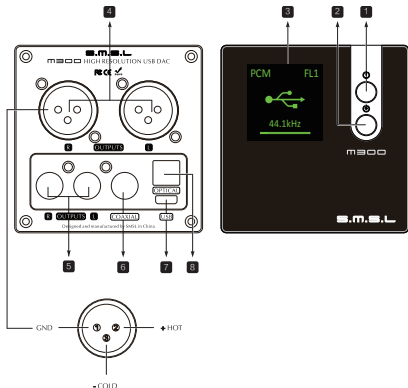
## 产品特点

- 全新系列的外观设计，配合钢化玻璃面板，兼具高档感和耐用！
- DAC使用AKM公司的旗舰音频解码芯片AK4497,超高信噪比，超低失真度支持硬解DSD
- 第二代 X MOS方案,PCM采样率最高支持32bit/768kHz,DSD支持到DSD512，独家定制支持Native DSD的驱动程序。
- 时钟系统使用了独立的超低时钟抖动，超低相噪的晶振作为音频时钟。
- 内置高效率电源模块为解码器提供充足能量，并使用了多组低噪声LDO供电。
- 使用大量的音频专用发烧级电阻电容。
- 使用1.54"高分辨全视角彩色IPS显示屏，并可以选择显示颜色。
- 具备真正平衡输出。
- 具备多种数字滤波模式可以选择。
- 全铝合金CNC精密加工机壳有效减少干扰。

## 技术参数

输入接口 .....	USB、光纤、同轴
输出电平.....	RCA 2Vrms XLR 4Vrms
THD+N .....	0.0004%
动态范围.....	RCA 120dB XLR 123dB
信噪比.....	116dB
USB传输方式.....	异步传输
USB兼容性.....	Windows 7 / 8 / 8.1 / 10 Mac OS X10.6以上、Linux
位深	
USB .....	1bit ~ 32bit
光纤/同轴.....	16bit ~ 24bit
采样率	
USB.....	44.1kHz~768kHz DSD64, DSD128, DSD256, DSD512
光纤/同轴 .....	32~192kHz
消耗功率.....	1.8W
待机功耗.....	<0.1W
体积.....	70x70x160mm (WxHxD)
重量.....	0.5Kg

## 显示界面和操作介绍



- |              |               |
|--------------|---------------|
| 1 电源/颜色切换    | 5 线路输出        |
| 2 输入选择/滤波器切换 | 6 同轴输入        |
| 3 显示屏        | 7 USB 输入/电源输入 |
| 4 平衡输出       | 8 光纤输入        |

## 操作说明

### 1. 电源/颜色切换

- 短按“电源/颜色切换”键打开或关闭电源。
- 长按“电源/颜色切换”键切换显示屏颜色。

字体颜色6种：白 → 红 → 绿 → 蓝 → 黄 → 紫

### 2. 输入选择/滤波器切换

- 短按“输入选择/滤波器切换”键选择输入源。



- 长按“输入选择/滤波器切换”键切换滤波器。

机器内置6种滤波器：FL1 - FL6

- 6种滤波器分别为：
- FL1 (Sharp Roll-off Filter 陡峭滚降)
  - FL2 (Slow Roll-off Filter 缓慢滚降)
  - FL3 (Short Delay sharp Roll-off Filter 短延时陡峭滚降)
  - FL4 (Short Delay Slow Roll-off Filter 短延时缓慢滚降)
  - FL5 (Super Slow Roll-off Filter 超低延时缓慢滚降)
  - FL6 (Low Dispersion Short Delay Filter 短延时)

### 3. 显示内容说明



## 恢复出厂设置

机器在未通电状态下，按住开机键再通电，直到显示屏显示logo之后，松开按键。

## 保修条款

### 一、服务期限

深圳市双木三林电子有限公司承诺产品的良好品质，产品自售出之后7天内正常使用情况下出现故障，客户可以选择退货或者保修（不影响二次销售才可退货）。正常使用一年内出现故障可以免费保修。

二、购买日期以销售商开出的购机发票或收据日期为准，多购可以交易截图为准。

### 三、有以下情况都不能享受“三包”服务

- 一切人为因素损坏，包括非正常工作环境下使用或不按照说明书使用；
- 用户私自拆机、改装、维修；
- 使用非指定或许可的配件造成损坏的；
- 机身的QC或保修贴损毁；
- 不能出示有效购机凭证；
- 不属于本公司产品。

### 四、保修方式为送修

此条款只适于中国大陆，其它地区请参考当地销售代理商的规定和国家法规。

深圳市双木三林电子有限公司

地址：深圳市宝安区福永街道和平骏丰工业园B6栋8楼

电话：+86-755-27444178

<http://www.smsl-audio.com/>

# S.M.S.L



# M300

## USER MANUAL

<http://www.smsl-audio.com/>



## TIPS

- Install this unit in a well ventilated, cool, dry, clean place-away from direct sunlight, heat sources, vibration, dust, moisture, or cold..
- On the top of this unit, do NOT place:
  - Other components, as they may cause damage or discoloration on the surface of this unit.
  - Burning objects (i.e. candles) , as they may cause fire , damage to this unit , or personal injury.
  - Containers with liquid in them, as they may fall and liquid may cause electrical shock to the user or damage to this unit.
- Do not cover this unit with a newspaper, tablecloth, curtain , etc. in order not to obstruct heat radiation. If the temperature inside this unit rises, it may cause fire, damage to this unit, or personal injury.
- Only the voltage specified on this unit must be used. Using this unit with a higher voltage than specified is dangerous and may cause fire , damage to this unit, or personal injury. SMSL will not be held responsible for any damage resulting from use of this unit with a voltage other than that specified.
- Do not attempt to modify or fix this unit. Contact qualified SMSL service personnel when anyservice is needed. The cabinet should never be opened for any reason.
- When not planning to use this unit for long periods of time (i.e. when going on vacation), disconnect the power cable from the AC wall outlet.
- For added protection for this product during a lightning storm, or when it is left unattended and unused for long periods of time, unplug it from the wall outlet. This will prevent damage to the product due to lightning and power-line surges.

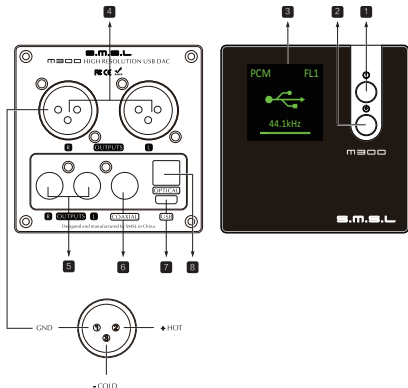
## Features

- New series ID design, with glass panel, stylish and long life.
- AKM's flagship audio DAC AK4497, Ultra high SNR, ultra-low distortion, support DSD.
- The 2<sup>nd</sup> XMOS solution, PCM supports up to 32bit/768kHz, and DSD supports up to DSD512, custom driver for Native DSD .
- Two ultra-low phase noise crystal for 44.1/48kHz multiple frequencies.
- Built-in high-efficiency power module and lots of low-noise LDOs provides pure power for analog circuit .
- Lots of audio grade components, include MELF resistors, NP0 capacitor, Gold-plated jacks.
- Use a 1.54-inch high-resolution full-view color IPS display, and user can choose the color of fonts.
- True balanced output and high quality XLR connector.
- 6 digital filters for different music listening.
- Full aluminum CNC milling chassis.

## Specification

Inputs .....	USB / Optical / Coaxial
Output Level.....	RCA 2Vrms
	XLR 4Vrms
THD+N .....	0.0004%
Dynamic range .....	RCA 120dB
	XLR 123dB
SNR .....	116dB
USB compatibility .....	Windows 7 / 8 / 8.1 / 10
	Mac OS X10.6 or Later / Linux
Bit depth	
USB .....	1bit ~ 32bit
Optical/coaxial .....	16bit ~ 24bit
Sampling rate:	
USB .....	44.1 ~ 768kHz
	DSD64, DSD128, DSD256, DSD512
Optical/coaxial .....	32 ~ 192kHz
Power Consumption .....	1.8W
Standby power .....	<0.1W
Size .....	70x70x160mm (WxHxD)
Weight .....	0.5Kg

## Features



- |                                      |                          |
|--------------------------------------|--------------------------|
| 1 Power/color switching              | 5 RCA output             |
| 2 Input selection / filter switching | 6 Optical input          |
| 3 Display                            | 7 USB input/Power Supply |
| 4 Balanced output                    | 8 Coaxial input          |

## POWER/INPUT KEY

### 1. POWER / COLOR SWITCHING

- Press the "Power/Color Switch" button to turn the power on or off.
- Hold the "Power/Color Switch" button to switch the display color.  
Font color 6 kinds: white → red → green → blue → yellow → purple

### 2. INPUT SELECTION / FILTER SWITCHING

- Press the "Input Selection / Filter Switch" button to select the input source.



USB



Optical




Coaxial

- Hold the "Input Selection / Filter Switch" button to switch the filter.

There are 6 kinds of filters built into the machine: FL1 ~ FL6

- The six filters are:
- FL1 (Sharp Roll-off Filter)
  - FL2 (Slow Roll-off Filter)
  - FL3 (Short Delay sharp Roll-off Filter)
  - FL4 (Short Delay Slow Roll-off Filter)
  - FL5 (Super Slow Roll-off Filter)
  - FL6 (Low Dispersion Short Delay Filter)

### 3. DISPLAY DESCRIPTION



## Factory Reset

Connect the power cord when pressing the power button, until screen shows logo.

## Warranty terms

### 1.The term of service

Shenzhen SuangMuSanLin Electronics Co.,LTD promise good quality products. If product is defective unit by normal use within 7 days after purchasing. The customer can chose to return or repair warranty (does not affect the secondary sales after they can return ). Faulty for free within one year warranty normal use.

2.Date of purchase is in accordance with invoice date or receipt date is used by seller,on line shopping can cut trade shots.

3.Following situation can not enjoy'Three Guarantees'service:

- All damages by human factors, including use it under non-normal working environment the and not follow manual in structions.
- User privately disassemble, modification, maintenance;
- Use non-designated or approved accessories cause damage;
- QC warranty stickers damage on cabinet;
- Can not provide avalid purchasing prove;
- Not belong to SMSL products.

4.How to warranty

This terms only suitable for China mainland, other region please refer to the policy of the local sales agents and national.

Shenzhen Shuangmusanlin Electronics Co., Ltd.

Address: 8th Floor B6 Building JunFeng Industrial Park, Fuyong town, BaoAn District Shenzhen, China

Tel: +86-755-27444178

<http://www.smsl-audio.com/>