

S.M.S.L



DL1000

使用说明书/USER MANUAL/取扱説明書

本说明书的内容可能会随版本更改如有变动, 恕不另行通知

The contents of this manual may be changed with the edition, and are subject to change without notice.

Ver 1.0

S.M.S.L

安全注意事项

- 请将本音响系统安装在通风良好、阴凉、干燥、干净的位置，远离直射阳光热源、振动、灰尘、潮湿或寒冷。
- 只能使用本机指定的电压。使用高于指定数值的电压很危险，而且可能导致火灾，损坏本机或造成人身伤害。对于使用高于指定电压造成的任何损害，我司将不负任何责任。
- 不要试图自行改造或修理本机。如果需要任何服务，请与销售或者我司客服人员联系。不管有任何理由，都没有打开机壳的必要。
- 如果打算长时间不使用本机（比如度假时），请从墙壁交流电源插座上断开电源线的连接。

重要提示：

本说明书所提到的产品规格和资讯仅供参考。如有内容更新，恕不另行通知。

保修条款

一、服务期限

佛山双木三林科技有限公司承诺产品的良好品质，产品自售出之后7天内正常使用情况下出现故障，客户可以选择退货或者保修（不影响二次销售才可退货）。正常使用一年内出现故障可以免费保修。

二、购买日期以销售商开出的购机发票或收据日期为准，网购可以交易截图为准。

三、有以下情况都不能享受“三包”服务

1. 一切人为因素损坏，包括非正常工作环境下使用或不按照说明书使用。
2. 用户私自拆机、改装、维修。
3. 使用非指定或许可的配件造成损坏的。
4. 机身的QC或保修贴损毁。
5. 不能出示有效购机凭证。
6. 不属于本公司产品。

四、保修方式为送修

此条款只适于中国大陆，其它地区请参考当地销售代理商的规定和国家法规。



特点

- 使用4片Cirrus Logic公司最新音频解码芯片CS43131,配合精心设计的电路,使其性能达到前所未有的0.00009%(-120dB)不计权的失真度!
- 使用3片高端运放OPA1612和大量音频级元器件;
- 全新第三代XMOS XU-316,PCM支持到32bit/768kHz,DSD支持到DSD256;
- 支持MQA全解码,支持MQA-CD;
- USB1.1与USB2.0两种模式选择;
- 音频专用时钟处理电路,大大降低时钟抖动;
- 内置专门设计的低噪声开关电源;
- 使用大量的音频专用发烧级电阻电容;
- 蓝牙5.1数字音频输入,外置天线,传输距离更远;
- 配备全功能遥控,并具有前级功能;
- 日本音响协会(JAS)Hi-Res认证。



技术参数

输入接口.....	USB / 光纤 / 同轴 / 蓝牙 / HDMI(ARC)		
输出电平.....	单端线路	2.5 Vrms	
	平衡线路	5.2 Vrms	
	耳放输出	7.5 Vrms	
输出阻抗.....	线路输出	100Ω	
	耳放输出	接近0Ω	
耳放输出功率.....	16Ω	3Wx2	
	32Ω	1.5Wx2	
THD+N(不计权).....	线路输出	0.00009%(-120dB)	
	耳放输出	0.0001%(-115dB)	
动态范围.....	单端线路	126dB	
	平衡线路	132dB	
	耳放输出	126dB	
信噪比.....	单端线路	126dB	
	平衡线路	132dB	
	耳放输出	126dB	
蓝牙规格.....	5.1(支持SBC,AAC,aptX,aptX HD,LDAC)		
USB传输方式.....	异步传输		
USB兼容性.....	Windows 7 / 8 / 8.1 / 10 / 11		
	Mac OS X10.6以上、Linux		
位深.....	USB	1bit, 16~32bit	
	光纤 / 同轴	1bit, 16~24bit	
采样率	USB	PCM	44.1~768kHz
		DSD	2.8224~11.2896MHz
	光纤 / 同轴	PCM	44.1~192kHz
		DSD	DSD64(DoP)
消耗功率.....	<30W		
待机功耗.....	<0.5W		
体积.....	196x31x206mm (WxHxD)		
重量.....	1.05Kg/2.31lbs		

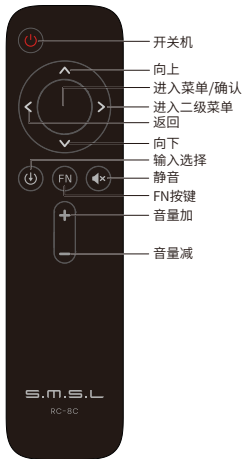
SMSL保留在不另行通知的情况下进行可能导致规格或特性更改的改进的权利。

关于遥控器

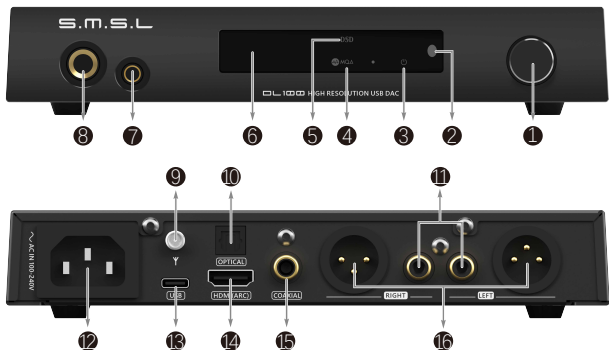
- 如果遥控器距离本机很近时操作仍无效，请用新电池更换。
- 如果要长时间不使用遥控器，请取出遥控器的电池。
- 按照电池处置的地方性法规处置废旧电池。

遥控器的使用

- 遥控器请使用2节7号(AAA)电池。



部件介绍



- | | | |
|-------------|----------------|---------|
| 1 旋钮 | 2 红外接收窗 | 3 待机指示灯 |
| 4 MQA指示灯 | 5 DSD指示灯 | 6 显示屏 |
| 7 4.4mm耳机插孔 | 8 6.35mm耳机插孔 | 9 蓝牙天线 |
| 10 光纤输入 | 11 单端线路输出 | 12 电源输入 |
| 13 USB输入 | 14 HDMI(ARC)输入 | 15 同轴输入 |
| 16 平衡线路输出 | | |



功能介绍

INPUTS (输入方式)

- USb (USB输入)
- bt (蓝牙输入)
- OPT (光纤输入)
- COA (同轴输入)
- ArC (HDMI ARC输入)

OUTPUTS (输出方式)

- HPA (耳放输出)
- ALL (线路输出)
- SE (非平衡输出)
- bAL (平衡输出)

USB MODE(USB设置)

- U 2.0(对应USB2.0模式。在连接WIN系统需要安装驱动,支持高规格的采样率)
- U 1.0(对应USB1.1模式)

1. 可以免驱动连接所有USB设备。
2. 可以支持多种游戏机的连接,例如XBOX, PS4, PS5等等。
3. USB1.1 仅支持最大16bit/96kHz。

PCM Filter(PCM滤波器)

- F1 Fast and Low-latency filter (短延时陡降滤波器)
- F2 Fast and Phase-compensated filter (陡降相位补偿滤波器)
- F3 Slow and Low-latency filter (短延迟缓降滤波器)
- F4 Slow and Phase -compensated filter (缓降相位补偿滤波器)
- F5 Nonoversampling filter (非过采样滤波器)



功能介绍

DIMMER (自动熄屏)

- t05~ t30(5秒到30秒)

BRIGHTNESS (显示屏亮度设置)

- bL1~bL3(亮度等级1~3, 数值越小, 亮度越低)

RESET (系统复位)

- 按住机器的旋钮, 然后再给机器通电, 当出现显示后再松开旋钮。

关于MQA

MQA (Master Quality Authenticated) 是一项屡获殊荣的英国技术, 是一种兼有极高的采样率和足够小的文件体积的高解析音频编码技术。此机采用MQA技术, 可以接收并解码MQA音频, 提供母带级别的声音。

有关更多信息, 请访问<https://www.mqa.co.uk/how-it-works>

重要提示:

本说明书所提到的产品规格和资讯仅供参考。如有内容更新, 恕不另行通知。

如何播放MQA

- 此机的USB、光纤、同轴支持MQA解码!
- 此机的MQA播放不要求使用特殊的播放软件, 例如foobar2000, Audirvanaplus只要支持ASIO或者WASAPI的音频输出就可以了, 并且在播放MQA音频时, 最好将电脑的音量调到最大, 以使得电脑的音频输出是最佳状态。
- 在播放MQA文件时, 显示屏显示的采样率为音频原始采样率。

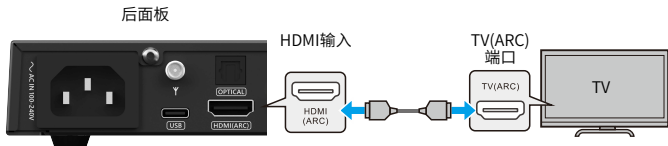
 MQA和声波标志是MQA Limited的注册商标。©2016

播放MQA-CD注意事项

- 必须确认所播放的是一张真正的MQA-CD;
- 确认CD播放器所输出的光纤或者同轴信号是未经处理的源码。

通过HDMI连接到兼容ARC的电视

使用市售的HDMI缆线将兼容ARC的电视连接到本产品。



提示：

- 连接到电视上标有“ARC”或“eARC/ARC”的HDMI IN端口。此类标签表示该端口支持“仅ARC”或“同时支持eARC和ARC”。如果连接到不支持ARC的端口，则无法使用本产品的ARC输入功能。
- 对于此类连接，请使用带有表明兼容ARC的HDMI标志的HDMI缆线(19针)。您可能需要更改电视上的设置，请参见电视的用户说明书。
- 本产品无法输出视频。(意思是HDMI ARC,不是HDMI。支持数字信号输入，不支持视频输入。)
- 如要播放不支持ARC的电视的音频，请将电视的音频输出接口连接到本产品的音频IN接口(OPTICAL、COAXIAL或AUX)。



Safety Notes

- Install this unit in a well ventilated, cool, dry, clean place-away from direct sunlight, heat sources, vibration, dust, moisture, or cold.
- Use the voltage specified on this unit. Only. Using this unit with a higher voltage than specified is dangerous and may cause fire, damage to this unit, or personal injury. Our company will not be held responsible for any damage resulting from the use of this unit with a voltage other than that specified.
- Do not attempt to modify or fix this unit by yourself. Contact a person or customer service when any service is needed. The cabinet should never be opened for any reason.
- When not planning to use this unit for long periods of time (i.e. when going on vacation), disconnect the power cable from the AC wall outlet.

Important note:

The product specifications and information mentioned in this manual are for reference only. The content of this manual is subject to change without notice.



Warranty Terms

1.The Term of Service

Foshan Shuangmusanlin Technology Co., Ltd promises to offer good-quality products. If the product is broken in 7 days after purchasing when you use it normally, you can choose to send it back for return, replacement or repairing (only the product does not affect the second sales can be returned). Repairing for free in one year if you use it normally.

2.Date of purchase is in accordance with the date on invoice or receipt used by seller, and if you buy it on line, you can show the screenshot of trade.

3.If an inappropriate usage causes the unit damaged, the warranty will be void. As below.

- All damages by inappropriate use, including using it under non-normal working environment or without following the instructions.
- Dismantling, refitting, repairing by user in private.
- Causing damage by using some fittings instead of the designative or accredited ones.
- Cannot provide credible proof of purchase.

4.Sending it back to our company for repairing.

5.Contact your S.M.S.L Audio reseller for a return or replacement.



Features

- Using 4 pieces of Cirrus Logic's latest audio decoding chip CS43131 and carefully designed circuits, its performance reaches an unprecedented level of 0.00009 %(-120dB) non-weighting distortion;
- Utilizes 3 pieces high-end op-amps OPA1612 and numerous audio-grade components;
- The brand-new third-generation XMOS XU-316, supports PCM up to 32bit/768kHz and DSD up to DSD256;
- Supports MQA decoding and MQA-CD;
- There are two modes to choose from: USB 1.1 and USB 2.0;
- The audio clock processing circuit helps reduce clock jitter greatly;
- Built-in specially designed low noise switching power supply;
- Using a large number of audio-specific audiophile grade resistors and capacitors;
- Bluetooth 5.1 digital audio input, external antenna, longer transmission distance;
- Equipped with a full-featured remote control and pre mode;
- Japan Audio Association (JAS)Hi-Res certification.



Specifications

Input.....	USB/Optical/Coaxial/Bluetooth/HDMI(ARC)		
Output level.....	RCA	2.5 Vrms	
	XLR	5.2 Vrms	
	HPA	7.5 Vrms	
Output impedance.....	LINE OUT	100Ω	
	HP OUT	Near 0Ω	
Headphone output power.....	16Ω	3Wx2	
	32Ω	1.5Wx2	
THD+N(non-Weighting).....	LINE OUT	0.00009%(-120dB)	
	HP OUT	0.0001%(-115dB)	
Dynamic range.....	RCA	126dB	
	XLR	132dB	
	HPA	126dB	
	RCA	126dB	
SNR.....	XLR	132dB	
	HPA	126dB	
	HPA	126dB	
Bluetooth specification.....	5.1(Support SBC,AAC,aptX,aptX HD,LDAC)		
USB transmission.....	Asynchronization		
USB compatibility.....	Windows 7 / 8 / 8.1 / 10 / 11		
	Mac OS X10.6以上、Linux		
Bit Depth.....	USB	1bit, 16~32bit	
	Optical / Coaxial	1bit, 16~24bit	
Sampling rate	USB	PCM	44.1~768kHz
		DSD	2.8224~11.2896MHz
	Optical / Coaxial	PCM	44.1~192kHz
		DSD	DSD64(DoP)
Power Consumption.....	<30W		
Standby power.....	<0.5W		
Size.....	196x31x206mm (WxHxD)		
Weight.....	1.05Kg/2.31lbs		

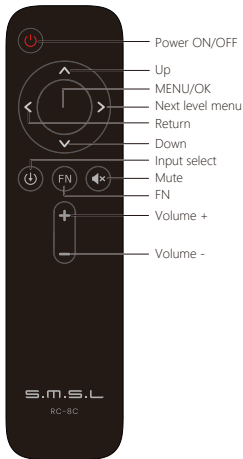
SMSL reserves the right to make improvements which may result in specification or feature changes without notice.

Remote control

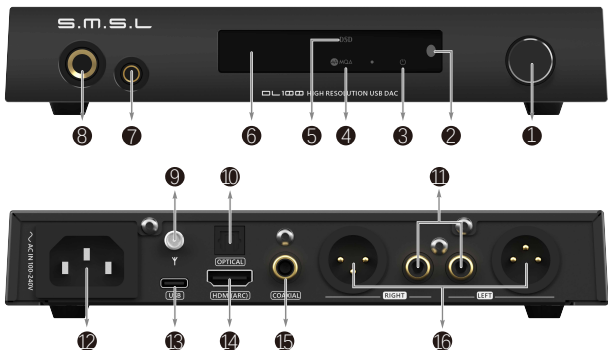
- If the remote control is still ineffective when it is close to the machine, replace it with a new battery.
- If the user does not use the remote control for a long time, remove the battery of the remote control.
- Dispose of used batteries in accordance with local regulations on battery disposal.

Operating the remote control

- This remote controller use 2 x R03/AAA batteries.



Display Interface and Instructions



- | | | |
|--|--------------------------------|----------------------------------|
| 1 Knob | 2 Remote window | 3 Standby indicator light |
| 4 MQA indicator light | 5 DSD indicator light | 6 Display |
| 7 4.4mm balanced headphone jack | 8 6.35mm headphone jack | 9 Bluetooth antenna |
| 10 Optical input | 11 RCA outputs | 12 AC IN |
| 13 USB input | 14 HDMI(ARC) input | 15 Coaxial input |
| 16 XLR outputs | | |



Instructions

INPUTS

- USB (USB input)
- bT (Bluetooth input)
- OPt (Optical input)
- COA (Coaxial input)
- ArC (HDMI(ARC))

OUTPUTS

- HPA (Headphone Output)
- ALL (All Output)
- SE (Unbalanced Output)
- BAL (Balanced Output)

USB MODE

- U 2.0 (corresponds to USB 2.0 mode. Driver installation is required when connecting to WIN systems to support high specification sampling rates)
- U 1.0 (Corresponding to USB 1.1 mode.)

1. It is possible to connect all USB devices without a driver.
2. It can support the connection of various game consoles, such as XBOX, PS4, PS5, etc.
3. USB 1.1 only supports a maximum of 16bit/96kHz.

PCM FILTER

- F1 Fast and Low-latency filter
- F2 Fast and Phase-compensated filter
- F3 Slow and Low-latency filter
- F4 Slow and Phase-compensated filter
- F5 Non oversampling filter



Instructions

DIMMER

- t05~t30(5-60 seconds)

BRIGHTNESS

- LEVEL 1 ~ LEVEL 3 (Brightness levels 1-3, the smaller the value, the lower the brightness)

RESET

- Press and hold the knob of the machine, then energize the machine again and release the knob when the display appears.


About MQA

MQA (Master Quality Authenticated) is an award-winning British technology that delivers the sound of the original master recording. The master MQA file is fully authenticated and is small enough to stream or download. The DL200 includes MQA technology, which enables you to playback MQA audio files and streams, delivering the sound of the original master recording.

Visit How it works <https://www.mqa.co.uk/how-it-works> for more information.

How to play MQA

- This machine's USB, optical, coaxial support for MQA decoding!
- This machine MQA playback does not require the use of special playback software, such as foobar2000, Audirvanaplus as long as the support for ASIO or WASAPI audio output can be, and in the playback of MQA audio, it is best to turn the computer's volume to the maximum, in order to make the computer's audio output is the best state.
- When playing MQA files, the sample rate shown on the display is the original sample rate of the audio.

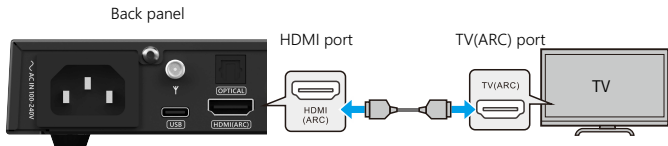
 MQA and the Sound Wave Device are registered trade marks of MQA Limited. © 2016

Notes on playing MQA-CD

- Please make sure that what is being played is a genuine MQA-CD.
- Verify that the optical or coaxial signal output of the CD player is an unprocessed source code.

Connect to an ARC compatible TV through HDMI

Connect an ARC compatible TV to this product using a commercially available HDMI cable.



TIPS:

- Connect to an HDMI IN port labeled "ARC" or "eARC/ARC" on the TV. This type of label indicates that the port supports "only ARC" or "both eARC and ARC". If connected to a port that does not support ARC, the ARC input function of this product cannot be used.
- For this type of connection, please use an HDMI cable (19 pin) with the HDMI logo indicating compatibility with ARC. You may need to change the settings on your TV. Please refer to the user manual for the TV.
- This product cannot output videos.(Meaning that it's HDMI ARC, not HDMI. Supports digital signal input, not video input.)
- If you play audio from a TV that does not support ARC, please connect the TV's audio output port to the audio IN port (OPTICAL, COAXIAL, or AUX) of this product.