

S.M.S.L



DA-8

使用说明书

深圳市双木三林电子有限公司

提示

- 请将本音响系统安装在通风良好、阴凉、干燥、干净的位置，远离直射阳、热源、振动、灰尘、潮湿或寒冷。
- 本机的上面，请不要放置下列物品：
 - 其他装置。因为这样有可能导致损坏 或导致本机表面变色。
 - 可燃物品（例如蜡烛）。因为这样有可能导致火灾而损坏本机或造成人身伤害。
 - 装有液体的容器。因为有容器反倒，液体流淌的可能，如此有可能导致用户触电或 损坏本机。
- 不要在本机上面覆盖报纸，台布，窗帘等，以免妨碍散热。如果本机内部温度过高，则有可能导致火灾，损坏本机 或造成人身伤害。
在使用开关，旋钮 或缆线时，不要用力过猛。
- 只能使用本机指定的电压。使用高于指定数值的电压很危险，而且可能导致火灾，损坏本机或造成人身伤害。对于使用高于指定电压造成的任何损害双木三林将不负任何责任。
- 不要试图自行改造或修理本机。如果需要任何服务，请就近与有资格的双木三林维修人员联系。不管有任何理由，都没有打开机壳的必要。
- 如果打算长时间不使用本机（比如度假时），请从墙壁交流电源插座上断开电源线的连接。
- 为了加强对于本产品的保护，在雷电期间，或无人管理时以及长时间不使用时，请将电源线从墙壁上的电源插座上拔下。这样将防止该产品在闪电和电网出现电涌时受到损害。

技术参数

输入接口	2组RCA线路输入
THD+N	0.002%
信噪比	108dB
通道分离度	102dB
输出功率	50Wx2(4Ω)/40Wx2(8Ω)
消耗功率	40W
待机功率	<0.1W
体积.....	185x46x125mm (WxHxD)
重量.....	1.0kg

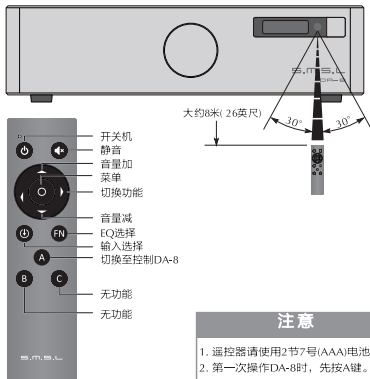
产品特点

- DA-8是双木三林与丹麦ICEpower公司合作研发的一款高性能数字功率放大器。
- 使用ICEpower 50ASX2（50Wx2）功放模组，具备高功率输出和超低失真度。
- 使用了日本NJRC公司电子音量控制芯片NJW1194，精准的音量控制和超低的失真度。
- 内置SMSL SDB专利音效和高/低音调节功能，轻松匹配各种喇叭和音乐。
- 全铝合金CNC加工工艺，采用阳极氧化技术，做工精细，触感一流。
- OLED显示屏和人性化操作系统简单易懂，配备全功能遥控功能。
- 具备满足欧盟最新ErP2标准的低功耗待机功能。
- 大量采用发烧级音频元件以提升主观听感。
- 高品质镀金输入、输出端子。
- 完善的过热，过流等保护电路。

关于遥控器

- 如果遥控器距离本机很近时操作仍无效，请用新电池更换。
- 如果要长时间不使用遥控器，请取出遥控器的电池。
- 按照电池处置的地方性法规处置废旧电池。

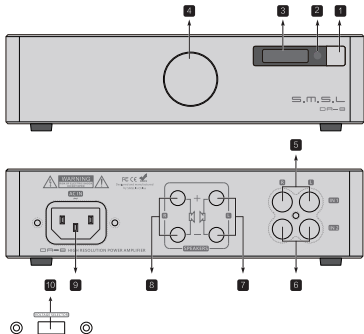
遥控器使用工作范围



注意

1. 遥控器请使用2节7号(AAA)电池;
2. 第一次操作DA-8时，先按A键。

显示界面和操作介绍



1 功能按键

2 红外遥控接收窗

3 显示屏

4 旋钮

5 IN 1输入

6 IN 2输入

7 左声道输出

8 右声道输出

9 电源输入

10 电压选择开关^注

注：

这个开关在出厂前已经设置好，在确定你使用的电压前，请勿改变此开关设定！否则会导致本机损坏甚至导致火灾！

菜单界面介绍和操作

操作说明

按键

短按：进入菜单和菜单页面切换

长按：开关机和退出菜单

旋钮

菜单外：音量控制

菜单内：菜单项的控制



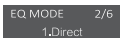
有6页的设置，屏幕如下图所示。

- ❶ 菜单名称
- ❷ 菜单页码
- ❸ 菜单内容



输入菜单：

- Input 1（输入通道1）
- Input 2（输入通道2）



EQ菜单：

- Direct（直通）
- SDB（SMSL专利音效）
- Tone（自定义）

TREBLE 3/6
0dB

高音调节范围: -10dB~+10dB

注: 当EQ处于直通或SDB状态时, 调节高音EQ模式会自动切换到Tone的状态。

BASS 4/6
0dB

低音调节范围: -10dB~+10dB

注: 当EQ处于直通或SDB状态时, 调节低音EQ模式会自动切换到Tone的状态

DISP MODE 5/6
1.Inputs

主界面显示菜单:

- Inputs (输入)
- Volume (音量)

DIMMER 6/6
1.Auto Display Off

亮度调节:

- Auto Display off
(5秒后自动息屏, 任何操作点亮)
- Brightness 1(低亮度)
- Brightness 2(中亮度)
- Brightness 3(高亮度)
- Brightness 4(超高亮度)

恢复出厂设置

机器在未通电状态下，按住开机键再通电，直到显示屏显示logo之后，松开按键。

保修条款

一、服务期限

深圳市双木三林电子有限公司承诺产品的良好品质，产品自售出之后7天内正常使用情况下出现故障，客户可以选择退货或者保修（不影响二次销售才可退货）。正常使用一年内出现故障可以免费保修。

二、购买日期以销售商开出的购机发票或收据日期为准，多购可以交易截图为准。

三、有以下情况都不能享受“三包”服务

- 一切人为因素损坏，包括非正常工作环境下使用或不按照说明书使用；
- 用户私自拆机、改装、维修；
- 使用非指定或许可的配件造成损坏的；
- 机身的QC或保修贴损毁；
- 不能出示有效购机凭证；
- 不属于本公司产品。

四、保修方式为送修

此条款只适于中国大陆，其它地区请参考当地销售代理商的规定和国家法规。

深圳市双木三林电子有限公司

地址：深圳市宝安区福永街道和平骏丰工业园B6栋8楼

电话：+86-755-27444178

<http://www.smsl-audio.com/>

S.M.S.L



DA-8

USER MANUAL

<http://www.smsl-audio.com/>

TIPS

- Install this unit in a well ventilated, cool, dry, clean place-away from direct sunlight, heat sources, vibration, dust, moisture, or cold..
- On the top of this unit, do NOT place:
 - Other components, as they may cause damage or discoloration on the surface of this unit.
 - Burning objects (i.e. candles) , as they may cause fire , damage to this unit , or personal injury.
 - Containers with liquid in them, as they may fall and liquid may cause electrical shock to the user or damage to this unit.
- Do not cover this unit with a newspaper, tablecloth, curtain , etc. in order not to obstruct heat radiation. If the temperature inside this unit rises, it may cause fire, damage to this unit, or personal injury.
- Only the voltage specified on this unit must be used. Using this unit with a higher voltage than specified is dangerous and may cause fire , damage to this unit, or personal injury. SMSL will not be held responsible for any damage resulting from use of this unit with a voltage other than that specified.
- Do not attempt to modify or fix this unit. Contact qualified SMSL service personnel when anyservice is needed. The cabinet should never be opened for any reason.
- When not planning to use this unit for long periods of time (i.e. when going on vacation), disconnect the power cable from the AC wall outlet.
- For added protection for this product during a lightning storm, or when it is left unattended and unused for long periods of time, unplug it from the wall outlet. This will prevent damage to the product due to lightning and power-line surges.

Specification

Inputs	Stereo Input x 2
THD+N	0.002%
SNR	108dB
Channel separation	102dB
Output Power	50Wx2(4 Ω)/40Wx2(8 Ω)
Power Consumption	40W
Standby power	<0.1W
Size	185x46x125mm (WxHxD)
Weight	1.0kg

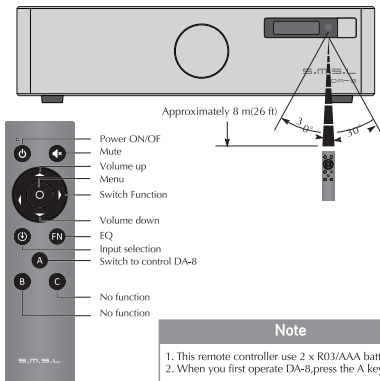
Features

- SMSL DA-8 is a high-performance class-D power amplifier jointly developed by SMSL and ICEpower Denmark.
- High output power and ultra low distortion with ICEpower 50ASX2 (50Wx2) power amplifier module.
- Using NJRC's electronic volume control chip NJW1194, accurate volume control and ultra low distortion.
- Built-in SMSL SDB sound and treble/bass adjustment for easy matching of all kinds of speakers and music.
- The All aluminum CNC milling with anodic oxidation technology, fine workmanship, first-class touch.
- The OLED display and user-friendly operating system are easy to understand and equipped with full-function remote control.
- Built-in save power standby function that meets the latest European ErP II standard.
- High quality components and gold plated input/output terminals.
- Perfect protection circuit for over current overheating, etc.

Remote control

- Install 2 x AAA batteries as instructions
- When using the remote control, point it toward the remote control signal receiver on the main unit from a distance of 5 m (16 ft) or less. Do not place obstructions between the main unit and the remote control.
- The remote control might not work if the remote control signal receiver on the unit is exposed to direct sunlight or bright light. If this occurs, try moving the unit.
Beware that use of this remote control could cause the unintentional operation of other devices that can be controlled by infra.

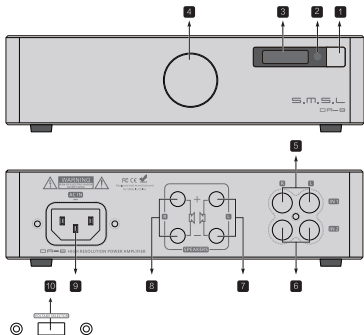
Operating range of the remote control



Note

1. This remote controller use 2 x R03/AAA batteries;
2. When you first operate DA-8,press the A key first.

Features



- | | | |
|-----------------|------------------------|---------------------------------------|
| 1 Button | 5 IN 1 input | 9 Power input |
| 2 Remote window | 6 IN 2 input | 10 Voltage Selector ^(Note) |
| 3 Display | 7 Left channel output | |
| 4 Knob | 8 Right channel output | |

Note:

This Voltage Selector has been preset before leaving the factory!

DO NOT change it before you confirm your mains AC voltage, or it will cause damage to the unit or fire.

Change Settings

Instructions

BUTTON

Short press : Menu Switch

Long press : Power ON/OFF or quit menu

KNOB

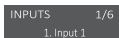
Outside the menu : Volume control

In the menu : Switch of menu items



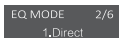
There are 6 pages of settings in this menu.

- A** Current page name
- B** Current page position
- C** Current page settings



Input menu:

- Input 1
- Input 2



EQ menu:

- Direct
- SDB
- Tone

TREBLE 3/6
0dB

Treble adjustment range: -10dB~+10dB

Note: When the EQ mode is Direct or SDB, changing the Treble will change the EQ to Tone mode.

BASS 4/6
0dB

Bass adjustment range: -10dB~+10dB

Note: When the EQ mode is Direct or SDB, changing the Bass will change the EQ to Tone mode.

DISP MODE 5/6
1,Inputs

Main interface display menu:

- Inputs
- Volume

DIMMER 6/6
1.Auto Display Off

Dimmer:

- Auto Display off
(In this mode display will turn off in 5 seconds and will turn on by any operations)
- Brightness 1
- Brightness 2
- Brightness 3
- Brightness 4

Factory Reset

Connect the power cord when pressing the power button, until screen shows logo.

Warranty terms

1.The term of service

Shenzhen SuangMuSanLin Electronics Co.,LTD promise good quality products. If product is defective unit by normal use within 7 days after purchasing. The customer can chose to return or repair warranty (does not affect the secondary sales after they can return). Faulty for free within one year warranty normal use.

2.Date of purchase is in accordance with invoice date or receipt date is used by seller,on line shopping can cut trade shots.

3.Following situation can not enjoy'Three Guarantees'service:

- All damages by human factors, including use it under non-normal working environment the and not follow manual in structions.
- User privately disassemble, modification, maintenance;
- Use non-designated or approved accessories cause damage;
- QC warranty stickers damage on cabinet;
- Can not provide avalid purchasing prove;
- Not belong to SMSL products.

4.How to warranty

This terms only suitable for China mainland, other region please refer to the policy of the local sales agents and national.

Shenzhen Shuangmusanlin Electronics Co., Ltd.

Address: 8th Floor B6 Building JunFeng Industrial Park, Fuyong town, BaoAn District Shenzhen, China

Tel: +86-755-27444178

<http://www.smsl-audio.com/>