

安全注意事项

为了确保最好的性能, 请仔细阅读本说明书, 并妥善保管以备日后查阅。

警告

- 请将本音响系统安装在通风良好、阴凉、干燥、干净的位置, 远离直射阳光、热源、振动、灰尘、潮湿或寒冷。
- 不要将本机从温度反差大的寒冷地方突然搬到温热地方, 也不要将本机放置在非常潮湿的环境里 (例如放置有加湿器的房间), 以免本机内部结露。因为结露可能导致触电, 火灾而损坏本机。或造成人身伤害。
- 本机的上面, 请不要放置下列物品:
 - 其他装置。因为这样有可能导致损坏或导致本机表面变色。
 - 可燃物品 (例如蜡烛)。因为这样有可能导致火灾而损坏本机或造成人身伤害。
 - 装有液体的容器。因为有容器颠倒, 液体流淌的可能, 如此有可能导致用户触电或损坏本机。
- 不要在本机上面覆盖报纸, 台布, 窗帘等, 以免妨碍散热。如果本机内部温度过高, 则有可能导致火灾, 损坏本机或造成人身伤害。
- 不要使用化学溶剂清洗本机, 否则会损伤表面涂层。请使用干净的布匹。
- 不要试图自行改造或修理本机。如果需要任何服务, 请就近与有资格的双木三林维修人员联系。不管有任何理由, 都没有打开机壳的必要。
- 如果打算长时间不使用本机 (比如度假时), 请从墙壁交流电源插座上断开电源线的连接。
- 搬动本机前, 请从墙壁电源插座上断开电源线的连接。
- 请务必使用本机附带的AC适配器。使用附带的AC适配器以外的适配器可能导致火灾或损害本机。
- 为了加强对于本产品的保护, 在雷电期间, 或无人管理时以及长时间不使用时, 请将电源线从墙壁上的电源插座上拔下。这样将防止该产品在闪电和电网出现电涌时受到损害。

产品特点

- 使用了三核数字音频专业处理器: 32位RISC处理器+双DSP数字音频处理单元; 完美解码24bit / 192kHz高规格音乐。
- 采用AKM公司最新音频解码芯片AK4452
- 内置双木三林专利音效SDB (SMSL Dynamic Bass)

备注:

SDB介绍:

双木三林公司专业的音效, 能有效的提升声音的还原度, 此音效不只对低音进行提升, 同时还会根据当前的音乐信号对高音和低音进行动态调节, 以达到最佳的欣赏效果!

技术参数

输入方式:	USB (U盘) /SD卡/光纤 (Up to 24bit/192KHz)
THD+N:	DAC out 0.0008% HP 0.003%
动态范围:	耳放 109dB
信噪比:	DAC out 97dB 耳放 88dB
耳放输出功率:	103mW@THD+N=0.1%, 32Ω
DAC输出电平:	2Vrms
消耗功率:	1.62W
待机功率:	0.09W
最大曲目扫描量:	1000
最大文件扫描深度:	3层

文件格式**WMA**

扩展名: .wma, .WMA
 采样率: 8 k/11.025 k/16 k/22.05 k/32 k/44.1 k/48 kHz
 比特率: 5 kbps-320 kbps or VBR

Mp3

扩展名: .mp3, .Mp3
 标准: MPEG-1/MPEG-2 Audio Layer-3
 采样率: 8 k/11.025 k/12 k/16 k/22.05 k/24 k/32 k/44.1 k/48 kHz
 比特率: 8 kbps-320 kbps or VBR

WMA Lossless

扩展名: .wma, .WMA
 标准: 44.1 k/48 k/88.2 k/96 kHz
 位深: 16/24-bit

WAV

扩展名: .wav, .WAV
 采样率: 8 k/11.025 k/12 k/16 k/22.05 k/24 k/32 k/44.1 k/48 k/88.2 k/96 k/176.4k/192 kHz
 位深: 8/16/24-bit

AAC

扩展名: .aac, .m4a, .AAC, M4A
 标准: MPEG-2/MPEG-4 音频
 采样率: 8 k/11.025 k/12 k/16 k/22.05 k/24 k/32 k/44.1 k/48 k/88.2 k/96 kHz
 比特率: 8 kbps-320 kbps or VBR

APE

扩展名: .ape, .APE
 标准: Monkey's audio
 采样率: 44.1k/48k/88.2k/96k/176.4k/192kHz
 比特率: 16/24-bit

FLAC

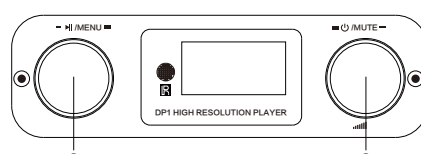
扩展名: .flac, .FLAC
 采样率: 8 k/11.025 k/12 k/16 k/22.05 k/24 k/32 k/44.1 k/48 k/88.2 k/96 k/176.4 k/192 kHz
 位深: 8/16/24-bit

Apple Lossless

扩展名: .m4a, .M4A
 采样率: 8 k/11.025 k/12 k/16 k/22.05 k/24 k/32 k/44.1 k/48 k/88.2 k/96 kHz
 位深: 16/24-bit

CUE*

扩展名: .cue, .CUE
 CUE*: 固件更新后将新增支持CUE文件解析功能。由于内存限制, 目前进行了如下限制 (两个条件满足其中一项即停止CUE解析):
 ① 最多解析100个音轨CUE文件
 ② 最多只能存储300首解析后的文件
 超出范围没有解析的CUE文件则会整轨播放

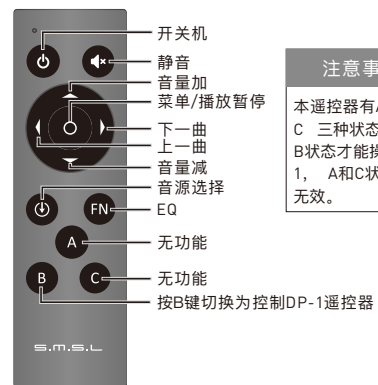
操作说明

- 播放暂停和菜单功能: 短按操作播放暂停; 长按进入菜单; 旋转选择菜单; 短按确认, 再次长按则返回上一级菜单。

- 开关机和静音及音量控制: 长按开机或关机; 短按静音或解除静音; 左右旋转调节音量大小。

使用U盘进行固件更新*: 先将播放器固件rom.upd文件放在U盘根目录, 播放器开机, 当屏幕出现LOGO时同时按下A, B两个功能键, 直到屏幕出现NO USB, 插入U盘自动执行升级, 当进度提示100%时升级完成。

固件更新*: 官方将不定期发布固件更新, 升级后可获得新功能或提升性能。

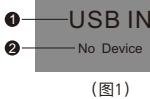
遥控器功能介绍**注意事项**

本遥控器有A、B、C三种状态, 只有B状态才能操控DP-1, A和C状态操控无效。

按B键切换为控制DP-1遥控器

播放界面介绍

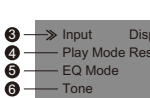
设备初次开机完成时, 屏幕显示界面 (图1)



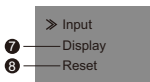
(图1)

Searching*: 媒体扫描时间的长短, 将会根据接入存储设备内的媒体数量而决定, 当文件较多时扫描时间将会延长。

长按左边编码开关进入菜单 (图2), 当没存储设备接入时, 为避免误操作某些功能项会自动隐藏 (图3)

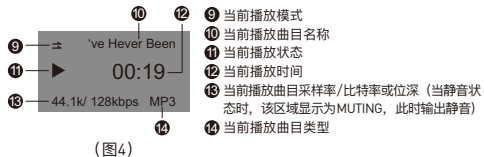


(图2)



(图3)

- 当前输入源
- 当前没有存储设备接入 (接入存储设备时会变成Searching*并闪烁, 此时扫描歌曲文件, 完成时会自动进入播放界面并播放。)
- 输入源设置 (Input)
USB→SD Card→Optical In
- 播放模式 (Play Mode)
Default→Repeat All→Random→Repeat Tract
- 音效模式 (EQ Mode)
OFF→SDB→Super Bass→Rock→Pop→Classical
- 音调调节 (Tone)
Bass (-6dB - +6dB) →Treble (-6dB - +6dB)
- 屏幕保护功能设置 (Display)
Auto Weaken Screen(自动降低屏幕亮度时间)
5s→15s→30s→60s→OFF
Auto TurnOff Screen (自动关闭屏幕时间)
5s→15s→30s→60s→OFF
- 恢复出厂设置 (Reset)
Factory Reset (恢复所有系统设置为出厂状态)
Retrun (返回并取消)



(图4)

等边三角形中有箭头闪电标号的图形表示警告使用者在产品内有非绝缘的“危险电压”, 可能会对人身造成很大的电击危险。

等边三角形中有感叹号的图形表示警告使用者该设备在操作与维护 (维修) 方面应严格按照所附设备说明书。

仅适用于海拔2000m以下地区安全使用。

仅适用于非热带气候条件下安全使用。

深圳市双木三林电子有限公司
 地址: 深圳市宝安区福永街道和平骏丰工业园B6栋8楼
 电话: +86-755-27444178
<http://www.smsl-audio.com/>

Safety Notes

To assure the best performance, please read this manual carefully. Keep it in a safe place for future reference.

Warning

- Install this unit in a well ventilated, cool, dry, clean place-away from direct sunlight, heat sources, vibration, dust, moisture, or cold.
- Do not expose this unit to sudden temperature changes from cold to hot, and do not locate this unit in an environment with high humidity (i.e. a room with a humidifier) to prevent condensation inside this unit, which may cause an electrical shock, fire, damage to this unit, or personal injury.
- On the top of this unit, do NOT place:
 - Other components, as they may cause damage or discoloration on the surface of this unit.
 - Burning objects (i.e. candles) , as they may cause fire , damage to this unit , or personal injury.
 - Containers with liquid in them, as they may fall and liquid may cause electrical shock to the user or damage to this unit.
 - Do not cover this unit with a newspaper, tablecloth, curtain , etc. in order not to obstruct heat radiation. If the temperature inside this unit rises, it may cause fire, damage to this unit, or personal injury.
- Do not use force on switches, knobs, and/or cords.
- Use a clean, dry cloth.
- Do not attempt to modify or fix this unit. Contact qualified SMSL service personnel when anyservice is needed. The cabinet should never be opened for any reason.
- When not planning to use this unit for long periods of time (i.e. when going on vacation), disconnect the power cable from the AC wall outlet.
- Before moving this unit, disconnect the power cable from the wall outlet.
- Be sure to use the AC adaptor supplied with this unit. Using an AC adaptor other than the one provided may cause fire or damage to this unit.
- For added protection for this product during a lightning storm, or when it is left unattended and unused for long periods of time, unplug it from the wall outlet. This will prevent damage to the product due to lightning and power-line surges.

Note

The plug severed from the mains lead must be destroyed, as a plug with bared flexible cord is hazardous if engaged in a live socket outlet.

Features

- Using advanced TRICORE digital audio processor; 32Bit RISC processor+Dual DSP digital audio processing unit;Decoding 24bit/192kHz music file perfectly.
- The latest AK4452 DAC chip from AKM company.
- Built-in SMSL Patented SDB sound.(SMSL Dynamic Bass)

SDB:

SDB sound which patented belongs to S.M.S.L.It improves sound fidelity. For the best sound effects, SDB is not only improve BASS, but also will adjust dynamic for bass and treble according to input source.

Specifications

Inputs:	USB(U-Disk)/SD card/Optical
THD+N:	DAC out 0.0008% HP 0.003%
Dynamic range:	耳放 109dB
SNR:	DAC out 97dB HP 88dB
HP output power:	103mW@THD+N=0.1%, 32Ω
DAC output level:	2Vrms
Consumption power:	1.62W
Standby Power:	0.09W

Max. Files quantity scannable : 1000
 Max. File folder scan depth: 3 layer folder

File format**WMA**

Extension : .wma, .WMA
 Sampling Frequency:8 k/11.025 k/16 k/22.05 k/32 k/44.1 k/48 kHz
 Bit rate: 5 kbps-320 kbps or VBR

Mp3

Extension : .mp3, .Mp3
 Standard: MPEG-1/MPEG-2 Audio Layer-3
 Sampling Frequency: 8k/11.025k/12k/16k/22.05k/24k/32k/44.1k/48kHz
 Bit rate: 8 kbps-320 kbps or VBR

WMA Lossless

Extension: .wma, .WMA
 Sampling Frequency:44.1 k/48 k/88.2 k/96 kHz
 Quantization bit rate: 16/24-bit

WAV

Extension: .wav, .WAV
 Sampling Frequency: 8 k/11.025 k/12 k/16 k/22.05 k/24 k/32 k/44.1 k/48 k/88.2 k/96 k/176.4k/192 kHz
 Quantization bit rate: 8/16/24-bit

AAC

Extension: .aac, .m4a, .AAC, M4A
 Standard: MPEG-2/MPEG-4 audio
 Sampling Frequency: 8 k/11.025 k/12 k/16 k/22.05 k/24 k/32 k/44.1 k/48 k/88.2 k/96 kHz
 8 kbps-320 kbps or VBR

APE

Extension: .ape, .APE
 Standard: Monkey's audio
 Sampling Frequency:44.1k/48k/88.2k/96k/176.4k/192kHz
 Bit rate: 16/24-bit

FLAC

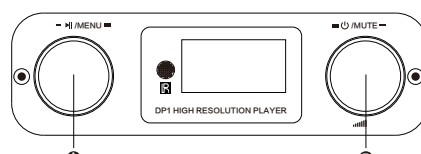
Extension: .flac, .FLAC
 Sampling Frequency: 8 k/11.025 k/12 k/16 k/22.05 k/24 k/32 k/44.1 k/48 k/8.2 k/96 k/176.4 k/192 kHz
 Quantization bit rate: 8/16/24-bit

Apple Lossless

Extension: .m4a, .M4A
 Sampling Frequency: 8 k/11.025 k/12 k/16 k/22.05 k/24 k/32 k/44.1 k/48 k/88.2 k/96 kHz
 Quantization bit rate: 16/24-bit

CUE*

Extension: .cue, .CUE
 CUE*:After firmware update,it will add analysis function for CUE file.For memory limit, currently limits as below(Meet one of those two requirements,CUE analysis stop.)
 ① 100 tracks cue file can analysis most.
 ② 300 analysed file can save most.
 If cue file out of range and without analysis,Whole track will playback.

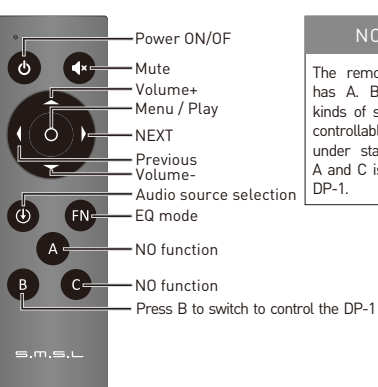
Instructions

- Play pause and MENU: Press button / Play pause; Long-press / MENU; Revolving knob to select MENU , press into selected submenu, Long-press again back to previous menu.

- ON / OFF and MUTE / Volume + - : Long-press for ON/OFF; short-press MUTE active or disable MUTE ; Revolving knob for volume adjustment.

Firmware update by U-Disk: Save rom.upd file of player firmware into U-Disk root directory. Powering on player. When DP - 1 shows logo, please press A and B button at same time until screen Shows "NO USB". Then plug U-Disk into DP-1 to automatically update. When screen appear 100%, update finish.

Firmware update:New firmware update will release untime. New functions or improving performance after updates.

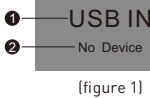
Remote controller**NOTE**

The remote control has A, B, C three kinds of states, only controllable for DP-1 under state B.State A and C is invalid to DP-1.

Press B to switch to control the DP-1

Main Screen

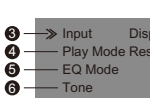
When first time power on machine,screen shows as figure 1



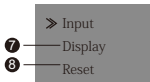
(figure 1)

Searching*: Scanning time depends on files quantity saved in U-Disk. Scanning time will prolong if have much files.

Long-press code switch on left into MENU (Figure 2). When no memory device plugged into, To avoid improper operation, some of functions will automatically hide(figure 3).

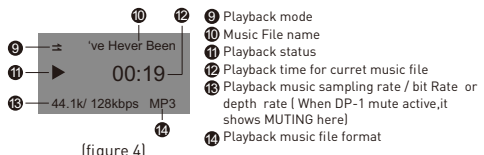


(figure 2)



(figure 3)

- Input
USB→SD Card→Optical In
- Into memory device plug no DP-1 (When plug U-Disk, it will appear flash "Searching",after all music file scan finish, it will go into playback screen.)
- Play Mode
Default→Repeat All→Random→Repeat Tract
- EQ Mode
OFF→SDB→Super Bass→Rock→Pop→Classical
- Tone
Bass(-6dB - +6dB)→Treble (-6dB - +6dB)
- Screen protection set-up (Display)
Auto Weaken Screen
5s→15s→30s→60s→OFF
Auto TurnOff Screen
5s→15s→30s→60s→OFF
- Reset
Factory Reset
Retrun



(figure 4)

The lightning lash with arrowhead symbol, with in an equilateral triangle, is intended to alert the user to the presence of uninsulated "dangerous voltage" within the product's enclosure that may be of sufficient magnitude to constitute a risk of electric shock to persons.

The exclamation point within an equilateral triangle is intended to alert the user to the presence of important operating and maintenance (servicing) instructions in the literature accompanying the appliance.

Safe use only under elevation 2000m.

Safe use only in the non-tropical climate conditions.

Shenzhen Shuangmusanlin Electronics Co., Ltd.
 Address: 8th Floor B6 Building JunFeng Industrial Park, Fuyong town, BaoAn District Shenzhen, China
 Tel: +86-755-27444178
<http://www.smsl-audio.com/>