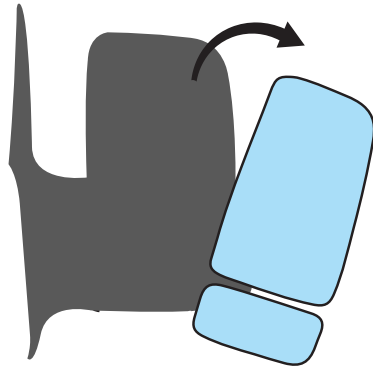



RVS-MV1-MB SIDE MIRROR CAMERA

Installation Instructions

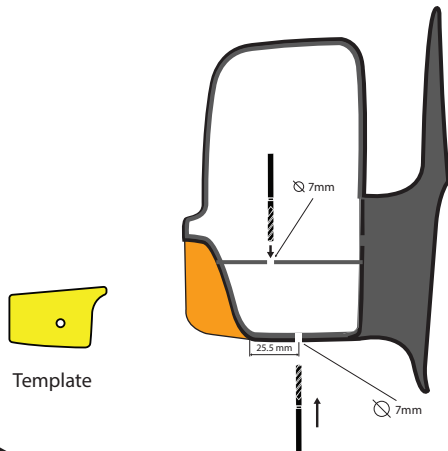
STEP 1 Remove Glass



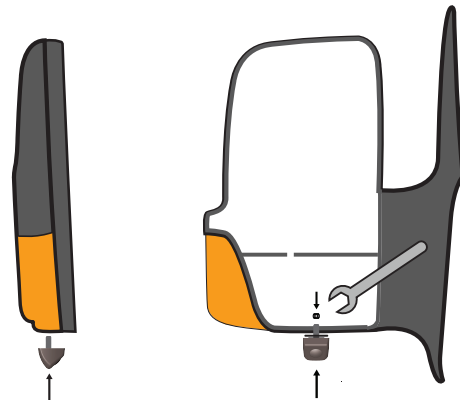
STEP 2 Remove back of mirror



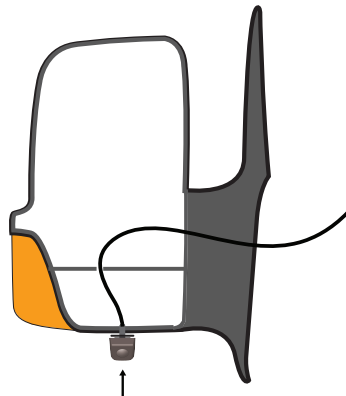
STEP 3 Use included template to assist in drilling 2 holes (Ø 7mm)



STEP 4 Install camera with wedge and tighten it with hardware



STEP 5 Run cable through both holes - mirror and the center lip



STEP 6 Replace glass and back of mirror

