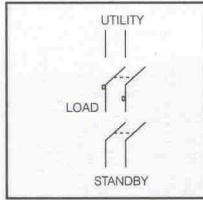


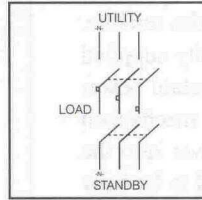
Single Phase

Fig. A



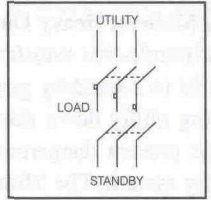
Single Phase- Switched Neutral

Fig. B



Three Phase

Fig. C



Single Phase 120/240 Volts AC

FIG.	UL	MODEL NUMBER	AMPS		VOLTS	PHASE	WIRE RANGE (CuAl)	CABINET SIZE	HUB* (included)	UNIT WGT.	STD. PKG.	NEUTRAL KITS (FIELD INSTALLED ONLY) ORDER MODEL #
			MAIN	STANDBY								
A	Y	GS1101B12UL	100	100	120/240	1	10-1/0	2713G	1 1/4"	32	1	NEU102
A	Y	GS3161G	100	100	120/240	1	12-110	1509G	Order Separately	11	1	INSTALLED
A	Y	GS1201B20UL	200	100	120/240	1	6-250	3316G	2"	42	1	NEU202
A	Y	GS1202B20UL	200	200	120/240	1	6-250	3616G	2"	46	1	NEU202
A	Y	GS1402B01UL	400	200	120/240	1	2-600 or (2) 1/0-250	4318G	Order Separately	88	1	NEU407
A	Y	GS1404B01UL	400	400	120/240	1	2-600 or (2) 1/0-250	4318G	Order Separately	96	1	NEU407

Single Phase 120/240 Volts AC with Attached Meter Socket

FIG.	UL	MODEL NUMBER	AMPS		VOLTS	PHASE	WIRE RANGE (CuAl)	CABINET SIZE	HUB* (included)	UNIT WGT.	STD. PKG.	NEUTRAL
			MAIN	STANDBY								
A	N	GS1202B20M	200	200	120/240	1	1/0-250	4016M	2"	46	1	INSTALLED

Single Phase 120/240 Volts AC - Switch Neutral

FIG.	UL	MODEL NUMBER	AMPS		VOLTS	PHASE	WIRE RANGE (CuAl)	CABINET SIZE	HUB* (included)	UNIT WGT.	STD. PKG.	NEUTRAL KITS (FIELD INSTALLED ONLY) ORDER MODEL #
			MAIN	STANDBY								
B	Y	GS3161B12UL	100	100	120/240	1	10-1/0	2713G	1 1/4"	32	1	Factory Installed
B	Y	GS3262B25UL	200	200	120/240	1	6-250	3616G	2 1/2"	48	1	Factory Installed
B	Y	GS3464B01UL	400	400	120/240	1	2-600 or (2) 1/0-250	4423G	Order Separately	120	1	Factory Installed

Three Phase 240, 120/208 Volts AC

FIG.	UL	MODEL NUMBER	AMPS		VOLTS	PHASE	WIRE RANGE (CuAl)	CABINET SIZE	HUB* (included)	UNIT WGT.	STD. PKG.	NEUTRAL KITS (FIELD INSTALLED ONLY) ORDER MODEL #
			MAIN	STANDBY								
C	Y	GS3262G	200	200	240	3	6-250	3016G	Order Separately		1	INSTALLED
C	Y	GS3402B01UL	400	200	240	3	2-600 or (2) 1/0-250	4423G	Order Separately	107	1	NEU404
C	Y	GS3404B01UL	400	400	240	3	2-600 or (2) 1/0-250	4423G	Order Separately	120	1	NEU407

Three Phase 600 Volt AC

FIG.	UL	MODEL NUMBER	AMPS		VOLTS	PHASE	WIRE RANGE (CuAl)	CABINET SIZE	HUB* (included)	UNIT WGT.	STD. PKG.	NEUTRAL KITS (FIELD INSTALLED ONLY) ORDER MODEL #
			MAIN	STANDBY								
C	Y	GS3161B12UL	100	100	600	3	10-1/0	2713G	1 1/4"	32	1	NEU102
C	Y	GS3262B25UL	200	200	600	3	6-250	3616G	2 1/2"	48	1	NEU202
C	Y	GS3464B01UL	400	400	600	3	2-600 or (2) 1/0-250	4423G	Order Separately	120	1	NEU407

* For Hub Model Number see Table on page 96

Application Information

The Midwest Heavy Duty manual transfer switch provides reliable, and trouble-free transfer of power from the normal utility supplied source to a stand-by generator enabling the user to maintain power during utility down time periods. The “double throw” mechanism helps prevent dangerous backfeeding of generator power into the utility system. The Midwest transfer switch is designed to be fully operational and switchable at full rated capacity.

The Midwest Transfer switch is available in single phase and three phase configurations, and in ratings through 600v. Special application models with meter sockets or switched neutrals are also available.

Typical applications include poultry farms and dairy farms, ventilation in animal confinement buildings, crop drying, and anywhere an extended loss of normal power service would result in severe loss, damage or inconvenience.

Features and Benefits

Electrical Ratings

- 100-400 amperes
- 240 and 600 volt maximum models available

Rugged Durability


- Quick-Make, Quick-Break switch mechanism on most models
- All-In-One Construction for factory assured terminations
- Bus bars used to interconnect main and standby switches on most models
- Knife blade switch contacts provide long life
- Heavy zinc coated steel with highest quality electro-deposition finish resists corrosion and fading
- Welded flange NEMA 3R construction for lasting service in outdoor installations
- Quality user tested components for long life
- Many models UL Listed “Suitable for use as service equipment when installed in accordance with the NEC.”

User Safety

- Interlock allows door opening only when switch is in the off position on most models
- Padlock provision in all three on-off-on transfer positions
- Door has padlock provision

Installation Ease

- Optional neutral kit available for both 240 volt and 600-volt
- Broad range of concentric knockouts to accommodate varied wiring needs
- All terminals accept copper or aluminum wire for added installation flexibility



Transfer Switches Technical Data



MODEL NUMBER	REPLACEMENT PARTS		CABINET SIZE	ENCLOSURE STYLE	CABINET DIMENSIONS				KNOCKOUT FIGURE
	UTILITY SWITCH BLOCK	GENERATOR SWITCH BLOCK			HEIGHT A	WIDTH B	DEPTH C	DEPTH D	
GS1201B20UL	265A5081P10	265A5081P14	3316G	A	33-1/2"	16-5/8"	5-3/4"	10-5/8"	2
GS1202B20M	265A5081P10	265A5081P10	4016M	B	40-1/4"	16-5/8"	5-3/4"	10-5/8"	2
GS1202B20UL	265A5081P10	265A5081P10	3616G	A	33-1/2"	16-5/8"	5-3/4"	10-5/8"	2
GS1402B01UL	455C412G14	265A5081P10	4318G	A	43-3/4"	18-1/4"	8-1/2"	14-1/8"	3
GS1404B01UL	455C412G14	455C412G14	4318G	A	43-3/4"	18-1/4"	8-1/2"	14-1/8"	3
GS3161B12UL	265A5081P11	265A5081P11	2713G	A	27-1/2"	13-5/8"	5-3/4"	10-5/8"	1
GS3161G	—	—	1509G	C	15"	9"	5"	6-1/2"	5
GS3262B25UL	265A5081P37	A265A5081P37	3616G	A	33-1/2"	16-5/8"	5-3/4"	10-5/8"	2
GS3262G	—	—	3016G	C	30"	16"	8-1/2"	12"	6
GS3402B01UL	455C412G14	265A5081P37	4423G	A	44-3/4"	23-3/4"	8-1/2"	14-1/8"	4
GS3404B01UL	455C412G14	455C412G14	4423G	A	44-3/4"	23-3/4"	8-1/2"	14-1/8"	4
GS3464B01UL	455C412G14	455C412G14	4423G	A	44-3/4"	23-3/4"	8-1/2"	14-1/8"	4

Transfer Switch Neutral Kits

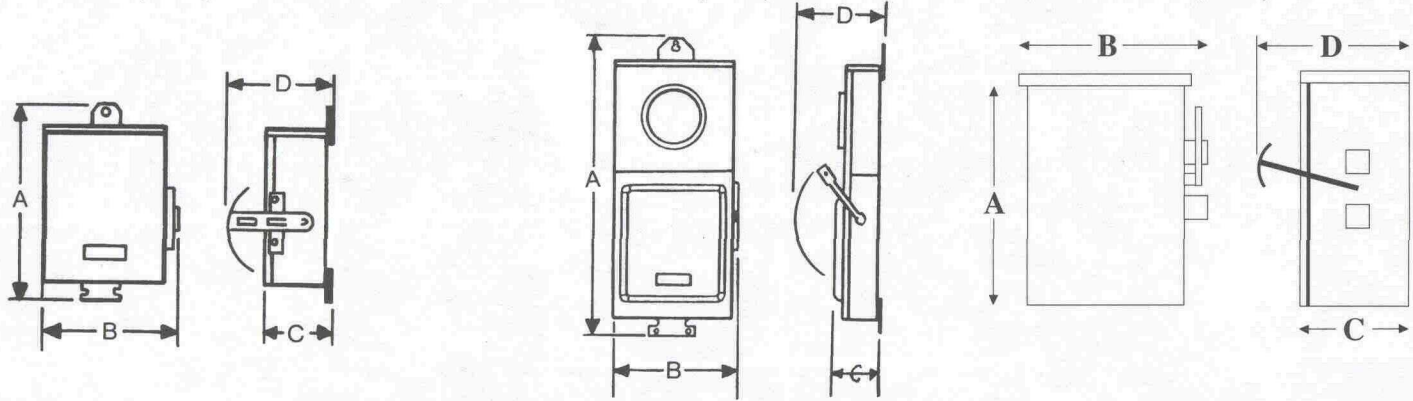
MODEL NUMBER	UNIT WGT. LBS.	WIRE RANGE
NEU102	1	(5) 12-1/0
NEU202	1	(2) 14-1/0, (3) 6-250
NEU407	2	(2) 14-1/0, (3) 2-600 OR (2) 1/0-250

Transfer Switches Cabinet Dimensions

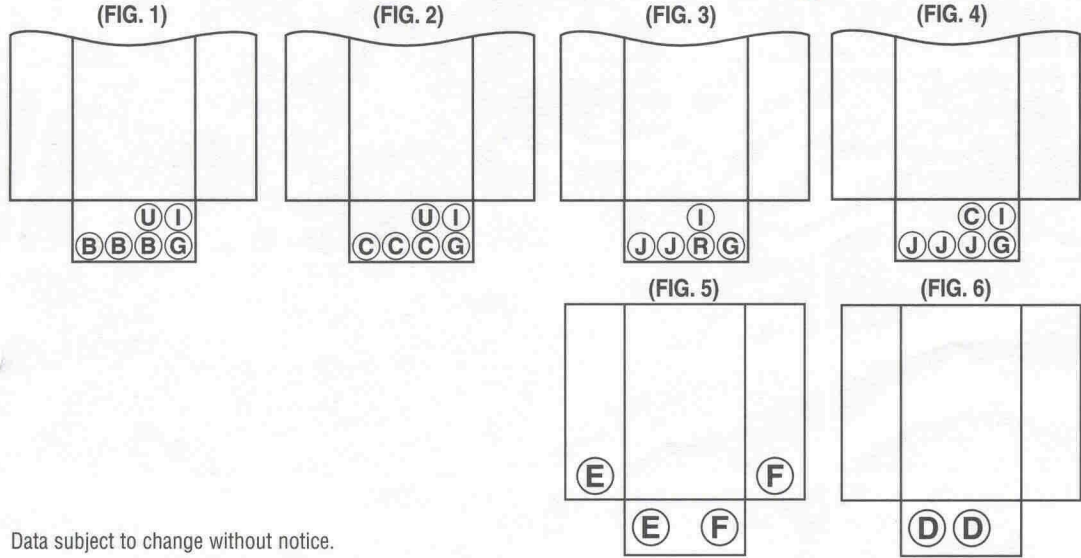
(FIG. A)

(FIG. B)

(FIG. C)



Transfer Switches Knockout Configurations



- B = 1", 1-1/4", 1-1/2"
- C = 1-1/4", 1-1/2", 2"
- D = 2", 2-1/2", 3"
- E = 1", 1-1/4", 1-3/4"
- F = 1-1/4", 1-3/4", 2"
- G = 1/2", 3/4", 1"
- I = 11/16"
- J = 2", 2-1/2", 3", 3-1/2"
- R = 3/4", 1", 1-1/4", 1-1/2", 2"
- U = 1/4"

Transfer Switches 7

Data subject to change without notice.