



# Quotation

**HME Incorporated**  
**1950 Byron Center Ave**  
**Wyoming, Michigan 49519**

**Quotation No. Q290677**

**Date: 5/21/2018**

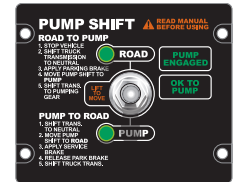
**Revision: B**

IC Part Number	Description	Unit Price
----------------	-------------	------------

**3050467-68 HME Pump Shift Panel Assembly**

**\$135.00**


- 3.75" x 4.5" Assembly that includes:
- Custom PCB, discrete LED indicators and backlit verbiage
  - Toggle Switch, On-None-ON
  - Backlit graphic overlay, UV-1
  - Router-cut aluminum composite panel
  - Plastic spacer/ light isolation layer
  - 12" Cable with Deutsch DT04-8P Connector
  - Dimmer Input
  - Protruding ROAD and PUMP green LED lenses



**3050509-02 Pump Interlock Module**

**\$225.00**

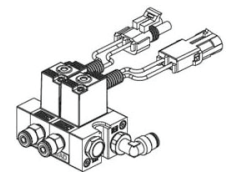
- Interlocks the shifting operation of the Road and Pump pneumatic air control valves to prevent erroneous shifts between road and pump modes
- Pump and Road mode interlocks that prevents the pump gear box from being shifted into the opposite mode when the transmission is in a drive or reverse gear
- Transmission neutral interlock that only allows the gear box to change modes when the transmission is in neutral
- LED Indicators for input, output, and system status indications
- Optional J1939 interlock conditions
- Optional time delay between shift states
- -40C to +105C (-40F to +220F) AEC-Q100 Level 2 Operating Temperature
- IP67 rated dust and water ingress protection



**3004243-01 Two Station Solenoid Valve Assembly - Pump/Road**

**\$133.00**

- Used for pump shift operation
- Two 3-way stackable MAC solenoid valves
- End plate kit
- 3/8" tube fittings installed
- Wired with Weatherpack connectors
- Includes corrugated loom



**3050658-68 HME Pump Shift Panel Assembly with Built-in Pump Interlock Circuit**

**\$270.00**

- 3.00" x 8.63" Assembly that includes:
- PCB with Pump Interlock Circuit (Pump Interlock Module not required)
  - Discrete LED indicators and backlit verbiage
  - Toggle Switch, On-None-ON
  - Backlit graphic overlay, UV-1
  - Router-cut aluminum composite panel
  - Plastic spacer/ light isolation layer
  - Deutsch DT15-12P and DT15-4P Connectors
  - Dimmer Input or Automatic Sensing
  - Protruding ROAD and PUMP green LED lenses
  - Optional Battery and Fast Idle Indicators

