







Class 1





**Portable/MaxStream/High Performance Pumping Units
Price List
Effective January 1, 2009**

SCHEDULE C					
Pump	Engine	MaxStream "X"	MaxStream with Base Fuel Tank "XB"	Transportable "T" with handles	TransPortable "W" with Wraparound Frame
HP75	B11	545-1893-40-0 \$4000		545-1893-50-0 \$4649	
	B18	545-4051-30-0 \$5572	545-4051-35-0 \$6102	545-4051-20-0 \$6221	545-4041-41-0 \$6894
	H20	545-4041-61-0 \$6457	545-4041-63-0 \$6987	545-4041-62-0 \$7106	545-4041-64-0 \$7779
	YD9	545-4241-03-0 \$7409		545-4241-10-0 \$8097	
HP100	B18	545-4051-60-0 \$5572	545-4051-65-0 \$6102	545-4051-50-0 \$6221	545-4051-41-0 \$6894
	H20	545-4051-61-0 \$6457	545-4051-63-0 \$6897	545-4051-62-0 \$7106	545-4051-64-0 \$7779
	B23	545-5151-60-0 \$6400	545-5151-65-0 \$6930	545-5151-50-0 \$7049	545-5151-41-0 \$7822
	BD26	545-4221-00-0 \$13368			
	LD26	545-4190-26-0 \$12000			
HP125	BD34	545-4300-00-0 \$16479			
HP200	B11	545-1822-10-0 \$3780		545-1822-20-0 \$4429	
	B18	545-4061-30-0 \$4851	545-4061-35-0 \$5381	545-4061-20-0 \$5500	545-4061-41-0 \$6173
	H20	545-4061-61-0 \$5485	545-4061-63-0 \$6015	545-4061-62-0 \$6134	545-4061-64-0 \$6807
	B23	545-5161-30-0 \$5679	545-5161-35-0 \$6209	545-5161-20-0 \$6328	545-5161-41-0 \$7101
	BD26	545-4251-00-0 \$13155			
	YD9	545-4261-03-0 \$6666		545-4261-10-0 \$7,376	
HP300	B18	545-4071-30-0 \$4851	545-4071-35-0 \$5381	545-4071-20-0 \$5500	545-4071-41-0 \$6173
	H20	545-4071-61-0 \$5485	545-4071-63-0 \$6015	545-4071-62-0 \$6134	545-4071-64-0 \$6807
	B23	545-5171-30-0 \$5679	545-5171-35-0 \$6209	545-5171-20-0 \$6328	545-5171-41-0 \$7101
	BD26	545-4291-00-0 \$13155			
HP350	BD34	545-4270-10-0 \$17509			
HP400	B18	545-4081-30-0 \$4851	545-4081-35-0 \$5381	545-4081-20-0 \$6139	545-4081-41-0 \$6852
	H20	545-4081-61-0 \$5485	545-4081-63-0 \$6015	545-4081-62-0 \$6488	545-4081-64-0 \$7201
	B23	545-5181-30-0 \$5679	545-5181-35-0 \$6209	545-5181-20-0 \$6967	545-5181-41-0 \$7780
	BD26	545-4281-00-0 \$13155			



Class 1

Portable/MaxStream/High Performance Pumping Units Price List Effective January 1, 2009

Standard Features				
				
Feature	MaxStream "X" Series (without base fuel tank)	MaxStream "XB" Series (with base fuel tank)	Transportable "T" Series (with handles)	Transportable "W" Series (with wraparound frame)
Fuel Tank	Optional Remote Fuel Tank (B18, B23, and H20 units only)	Pump & engine base with fuel tank (B18, B23, and H20 units only)	Remote Fuel tank (B18, B23, and H20 units only) MTD Fuel tank (11 HP or less)	Integrated base fuel tank standard for B18, B23 and H20 units.
Exhaust Primer	B18, B23 & 20 HP units only	B18, B23 & 20 HP units only	B18, B23 & 20 HP units only	B18, B23 & 20 HP units only
Electric Primer	Standard for BD 26 and BD 34HP Diesel. Optional for all other models.	Optional		
Hand Primer	Standard for B11 and YD9 units. Optional for all other models.	Optional	Standard for B11 and YD9 units. Optional for all other models.	
Starter	Electric Starter	Electric Starter	Electric Starter	Electric Starter
Backup starter	Recoil backup starter (not available on 26 & 34 HP diesel units)	Recoil backup starter	Recoil backup starter	Recoil backup starter
Muffler	Spark arresting muffler	Spark arresting muffler	Spark arresting muffler	Spark arresting muffler
Suction and discharge	NPT female suction and discharge on HP75/100 units. Female NPT/VIC combination pump suction and female NPT discharge on 200/300/400 units. (Other options available)	NPT female suction and discharge on HP75/100 units. Female NPT/VIC combination pump suction and female NPT discharge on 200/300/400 units. (Other options available)	Male NH suction and discharge. (Other options available)	Male NH suction and discharge. (Other options available)
Battery	Optional 12 V Battery		12 V Battery	12 V Battery
Enclosure/ Carrying Handles	Open Skid Mount (Carry handles optional)	Open Skid Mount (Carry handles optional)	Open Unit with carrying handles	Wraparound frame with carrying handles
Control Panel	Remote panel standard (Mounted direct on B11 units. Optional mount on B18, B23 and H20 only or base mount panels)	Remote control Panel Standard. Optional mount on B18, B23 and H20 only or base mount panels)	Control Panel, mounted	Control Panel, mounted
Starter Control	Electric with recoil back up on units 23HP or less standard	Electric with recoil back up standard	Electric with recoil back up standard	Electric with recoil back up standard
Suction Gauge	Standard on BD26 and B34 units Optional for all other models.	Suction gauge optional		
Discharge Gauge	Standard	Standard	Standard	Standard
Throttle	Mechanical with electric option	Mechanical with electric option	Mechanical only	Mechanical only
Choke	Choke (if applicable)	Choke (if applicable)	Choke (if applicable)	Choke (if applicable)
Exhaust blanket	Optional on B18, B23 and H20 units only	Optional on B18, B23 and H20 units only	Standard on B18, B23 and H20 units only	Standard on B18, B23 and H20 units only
Discharge Valve	Discharge valve optional	Discharge valve optional	Standard (2 discharge offering on HPT400-B18 and B23 only)	Standard (2 discharge offering on HPT400-B18 and B23 only)

Class 1® A Unit of Hale Products • 607 NW 27th Avenue • Ocala, FL 34475
Phone: 352/629-5020 • 800-533-3569 • Fax: 352/629-2902 • www.class1.com

NOTE: Hale reserves the right to make improvements in design and materials and changes in price without notice
Copyright 2009, Rev 1, 12/08 Hale Products Inc. All prices are F.O.B. Ocala, Florida USA Printed in USA



**Portable/MaxStream/High Performance Pumping Units
Price List
Effective January 1, 2009**

HP SERIES OPTIONS

SCHEDULE F

MODEL	WEIGHT LBS(KG)	PART NUMBER	PRICE(\$)
Muffler Exhaust Elbow with Rain Cap (shipped loose)	1.3 (.59 kg)	524-0261-10-0-50	99
Maintenance Hourmeter	0.2 (0.1 kg)	200-0780-06-0	164
HP Series Battery Kit (Includes: Battery, Cables & Hold Down Bracket)	11 (5 kg)	200-0690-03-0	222
Exhaust blanket	1.5 (0.7 kg)	142-1090-00-0	169
Remote Fuel Tank	3.3 (dry) (1.5 kg)	503-1221-01-0-50	203
Pump End Anodizing	N/A	Contact Factory	370
Guzzler hand Primer Kit (includes Primer, 6 ft. hose, mounting hardware and fittings)	2.6 (1.2 kg)	529-5800-00-0-50	250
Deluxe Instrument Panel (shipped loose)	7.8 (3.5)	168-0071-13-0	515
Remote Fuel Tank Mounting Bracket and Strap	3.5 (1.6 kg)	529-5790-00-0-50	172
Electric Primer with PVG Valve (shipped loose)	32 lbs (14.5 kg)	501-3090-01-0	1392

PUMP STANDARD SUCTION AND DISCHARGE CONNECTIONS

Pump End	NPT (MaxStream X, XB)		NH (Premium, Transportable T & W)	
	Discharge	Suction	Discharge	Suction
HP75	1-1/2" NPT Female	2" NPT Female	1-1/2" NH Male	2" NH Male
HP100	1-1/2" NPT Female	2" NPT Female	1-1/2" NH Male	2" NH Male
HP125	1-1/2" NPT Female	2" NPT Female		
HP200	2-1/2" NPT Female	3" NPT female & 4" victaulic	2-1/2" NH Male	2-1/2" NH Male
HP300	3" NPT Female	3" NPT female & 4" victaulic	2-1/2" NH Male	3" NH Male
HP400	3" NPT Female	3" NPT female & 4" Victaulic	(2) 2-1/2" NH Male (18 HP & HP23 Briggs only) (1) 2-1/2" NH Male (20 HP Honda)	4" NH Male
HP350	2" NPT Female and 115 Flange	3" NPT Female and 4" Victaulic		



Portable/MaxStream/High Performance Pumping Units
Price List
Effective January 1, 2009

H P S E R I E S P U M P S D I M E N S I O N S

HP MAXSTREAM "X" SERIES PUMPS		
Model	Weight lbs (kg)	L x W x H
HPX75-B11	103 (46.7 kg)	20.6" x 17" x 19.7"
HPX200-B11	104 (47.2 kg)	18.4" x 17" x 19.7"
HPX75-B18	157 (72.2 kg)	22.3" x 16.7" x 19.8"
HPX100-B18	157 (72.2 kg)	22.3" x 16.7" x 19.8"
HPX200-B18	134 (60.8 kg)	20.4" x 17.9" x 19.8"
HPX300-B18	136 (61.7 kg)	21.5" x 17.9" x 20"
HPX400-B18	135 (61.2 kg)	21.5" x 17.9" x 20"
HPX75-H20	179 (81.2 kg)	23.2" x 18" x 20.5"
HPX100-H20	179 (81.2 kg)	23.2" x 18" x 20.5"
HPX200-H20	151 (68.5 kg)	21.5" x 18.8" x 20.5"
HPX300-H20	153 (69.4 kg)	21.6" x 18.8" x 20.7"
HPX400-H20	152 (68.9 kg)	21.6" x 18.8" x 20.7"
HPX100-BD26	315 (142.9 kg)	32.3" x 16.5" x 29.55"
HPX200-BD26	340 (154.2 kg)	32" x 16.5" x 31"
HPX300-BD26	315 (142.9 kg)	30.8" x 16.5" x 29.55"
HPX400-BD25	315 (142.9 kg)	30.8" x 16.5" x 29.55"
HPX350-BD34	370 (167.8 kg)	35" x 24" x 32"
HPX75-YD9	180 (81.6 kg)	22" x 18.5" x 22"
HPX200-YD9	175 (79.4 kg)	21" x 20" x 22"

HP TRANSPORTABLE "T" SERIES PUMPS		
Model	Weight lbs (kg)	L x W x H
HPT75-B11	132 (59.9 kg)	30.3" x 23.2" x 21.3"
HPT200-B11	129 (58.8 kg)	28.9" x 23.2" x 19.8"
HPT75-B18	176 (79.8 kg)	30.2" x 21" x 21.8"
HPT100-B18	176 (79.8 kg)	30.2" x 21" x 21.8"
HPT200-B18	159 (72.1 kg)	28.9" x 21" x 20.2"
HPT300-B18	161 (72.1 kg)	28.9" x 21" x 20.3"
HPT400-B18	170 (72.1 kg)	28.9" x 21" x 20.3"
HPT75-H20	198 (89.8 kg)	30.8" x 21" x 21.8"
HPT100-H20	198 (89.8 kg)	30.8" x 21" x 21.8"
HPT200-H20	176 (79.8 kg)	28.9" x 21" x 21.3"
HPT300-H20	178 (80.7 kg)	28.9" x 21" x 21.4"
HPT400-H20	177 (80.3 kg)	28.9" x 21" x 21.4"
HPT75-YD9	210 (95.3 kg)	22" x 18.5" x 22"
HPT200-YD9	205 (93.0 kg)	21" x 20" x 22"

HP MAXSTREAM "XB" SERIES PUMPS		
Model	Weight lbs (kg)	L x W x H
HPXB75-B18	169 (76.7 kg)	25" x 18" x 20"
HPXB100-B18	169 (76.7 kg)	25" x 18" x 20"
HPXB200-B18	152 (68.9 kg)	25" x 18.4" x 20"
HPXB300-B18	154 (69.9 kg)	25" x 18.4" x 20.2"
HPXB400-B18	153 (69.4 kg)	25" x 18.4" x 20.2"
HPXB75-H20	191 (86.6)	25" x 18.8" x 20.7"
HPXB100-H20	191 (86.6)	25" x 18.8" x 20.7"
HPXB200-H20	168 (76.2 kg)	25" x 19.2" x 20.7"
HPXB300-H20	170 (77.1 kg)	25" x 19.2" x 20.9"
HPXB400-H20	169 (76.7 kg)	25" x 19.2" x 20.9"

HP TRANSPORTABLE "W" SERIES PUMPS		
Model	Weight lbs (kg)	L x W x H
HPW75-B18	198 (89.8 kg)	30.3" x 18" x 22"
HPW100-B18	198 (89.8 kg)	30.3" x 18" x 22"
HPW200-B18	179 (81.2 kg)	28" x 18.7" x 21.7"
HPW300-B18	181 (82.1 kg)	28" x 18.7" x 21.7"
HPW400-B18	191 (86.6 kg)	28" x 18.7" x 21.7"
HPW75-H20	215 (97.5 kg)	30.9" x 18.8" x 22"
HPW100-H20	220 (99.8 kg)	30.9" x 18.8" x 22"
HPW200-H20	201 (91.2 kg)	28" x 19.5" x 21.7"
HPW300-H20	203 (92.1 kg)	28" x 19.5" x 21.7"
HPW400-H20	203 (92.1 kg)	28" x 19.5" x 21.7"



**Portable/MaxStream/High Performance Pumping Units
Price List
Effective January 1, 2009**



FYR FLOAT ® FLOATING PUMP

SCHEDULE C

MODEL	DESCRIPTION	ENGINE	INLET/OUTLET	PART NUMBER	PRICE (\$)
20FP-C8	High Pressure Pump	U. S. Motor Power Two cycle 8 HP	1-1/2" Male NH or 1-1/2" Male ISO	545-2131-00-0 (NH Connection) 545-2131-02-0 (ISO Connection)	2,629
20FV-C8	Volume Pump	U. S. Motor Power Two cycle 8 HP	1-1/2" Male NH or 1-1/2" Male ISO	545-2121-00-0 (NH Connection) 545-2121-02-0 (ISO Connection)	2,629



FYR PAK ® BACKPACK PUMP

SCHEDULE C

MODEL	DESCRIPTION	ENGINE	INLET/OUTLET	PART NUMBER	PRICE (\$)
20FP-C8P	High Pressure Pump	U. S. Motor Power Two cycle 8 HP	Inlet: 2" Female NPT, 1-1/2" Male NH or 2 Male ISO Outlet: 1-1/2" Female NPT, 1-1/2: Male NH or 1-1/2" Male ISO	545-2140-00-0 (NH Connections) 545-2140-02-0 (ISO Connections) 545-2140-05-0 (NPT Connections)	3,411



SUPER CHIEF ® FLOATING PUMP

SCHEDULE C*

***Note: Normal volume discounts do not apply. Contact factory for volume discounts.**

MODEL	DESCRIPTION	ENGINE	OUTLET	PART NUMBER	PRICE (\$)
Super Chief	High Volume Pump for tank filling and water transfer	11.5 Briggs and Stratton	(1) 2-1/2" Male NH or 2.5" Male ISO	545-4091-07-0 (NH Discharge) 545-4091-08-0 (ISO Discharge)	3,000

Class 1® A Unit of Hale Products • 607 NW 27th Avenue • Ocala, FL 34475
Phone: 352/629-5020 • 800-533-3569 • Fax: 352-629-2902 • www.class1.com

NOTE: Hale reserves the right to make improvements in design and materials and changes in price without notice
Copyright 2009, Rev 1, 12/08 Hale Products Inc. All prices are F.O.B. Ocala, Florida USA Printed in USA



Class 1

**Portable/MaxStream/High Performance Pumping Units
Price List
Effective January 1, 2009**



Fyr Port Portable Pump

Schedule C

MODEL	DESCRIPTION	ENGINE	OUTLET	PART NUMBER	PRICE (\$)
20FP-C8FR	High Pressure Pump w wraparound frame	U. S. Motor Power Two cycle 8 HP	2 inch Female NPT x 1-1/2 inch Female NPT	545-2180-00-0	4,425
20FV-C8FR	High Volume Pump w wraparound frame	U. S. Motor Power Two cycle 8 HP	2 inch Female NPT x 1-1/2 inch Female NPT	545-2180-10-0	4,425
20FP-C8SK	High pressure side mounted pump	U. S. Motor Power Two cycle 8 HP	2 inch Female NPT x 1-1/2 inch Female NPT	545-2170-00-0	3,043
20FV-C8SK	High volume side mounted pump	U. S. Motor Power Two cycle 8 HP	2 inch Female NPT x 1-1/2 inch Female NPT	545-2170-10-0	3,043

Fyr Pumps - Options

Schedule C

Product	Description	Weight lbs (kg)	Part Number	Price (\$)
Stowaway Accessory Package	Package includes a 100 ft x 1-1/2" hose, adjustable nozzle, turn-up kit & (1) quart NMMA approved 2 cycle oil in canvas bag	30 (15)	546-1060-01-0	430
Hourmeter	LCD display maintenance hourmeter	.2 (.01)	200-0780-06-0	164

Fyr Pumps and Super Chief - Dimensions

Model	Weight - lbs (kg)	Length - Inches (cm)	Width - inches (cm)	Height - inches (cm)
20FV-C8	56 (25)	28-1/4 (72)	20 (51)	16 (41)
20FP-C8	56 (25)	28-1/4 (72)	20 (51)	16 (41)
20FP-C8P	40 (18)	32 (81)	16-1/2 (42)	13 (33)
20FP-C8FR	50 (23)	17-1/2 (44)	16 (41)	19-1/2 (50)
20FP-C8SK	40 (18)	13-1/2 (34)	15 (38)	14 (36)
Super Chief	131 (59.4)	30 (76)	23 (58)	30 (76)

Class 1® A Unit of Hale Products • 607 NW 27th Avenue • Ocala, FL 34475
Phone: 352/629-5020 • 800-533-3569 • Fax: 352/629-2902 • www.class1.com

NOTE: Hale reserves the right to make improvements in design and materials and changes in price without notice
Copyright 2009, Rev 1, 12/08 Hale Products Inc. All prices are F.O.B. Ocala, Florida USA Printed in USA