

1 2 3 4 5 6

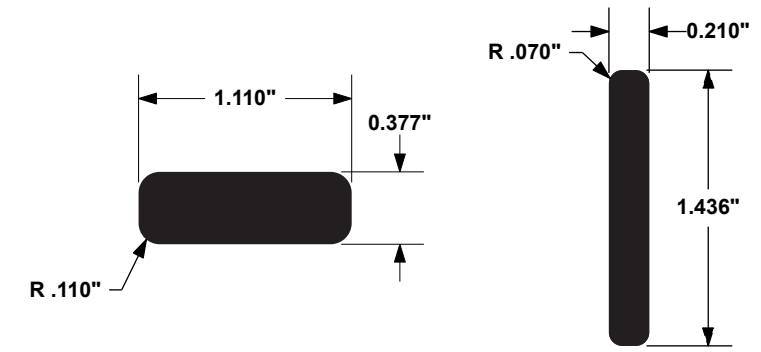
A

B

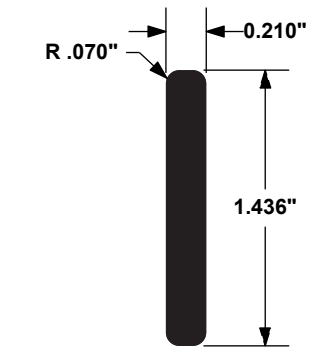
C

D


- Notes:
- 1) Material: .010" AutoTex UV.
 - 4) Adhesive: 3M9502
 - 3) Finishing: "Kiss Cut"
 - 5) Colors:
Text: Transparent white - visible
Background: Non-transparent Black
Gray Blocks: No Color Deadfront #2
Density .40 +/- 0.05
 - 5) White lines show individual label outline.
Do not print.
 - 6) Approximate size of each sheet is 8.5 x 11".
 - 7) Add logo, part number with revision, and sheet letter in a non-label area.



126 PLACES



42 PLACES



DEADFRONT
THIS LABEL ONLY

Class 1 **IMEX** 607 N.W. 27th Ave., Ocala, Florida 34472
Phone 352-629-5020 Fax 352-629-2002

SPS LABELS
MASTER SHEET

CAGE IDENT. NO.	COMPLETED	DRAWN BY	CHECKED	PROJECT
06CG4	12/01/03	JB	BB	02-005P

This document and the information herein are the exclusive property of Class 1 and is loaned to you subject to return on demand, unless otherwise agreed to in writing by Class 1.

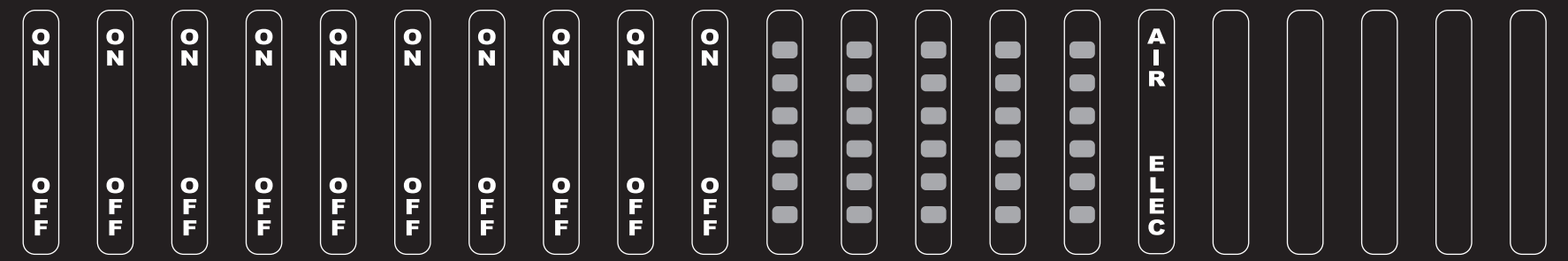
SIZE	DRAWING NUMBER	REV
A	110519	-
SCALE	1:1	SHEET 1 OF 3

REV	ECR	BY	DATE	DESCRIPTION
-	----	JB	12/11/03	Released

1 2 3 4 5 6

Class 1 110519 Rev - Sheet A

1-STOP 2-GO 3-BACKUP	ACTION LIGHT	AERIAL PTO	AERIAL STROBE	AIR HORN	AISLE LUGGAGE	AMBER WARNING
ATC OVER-RIDE	AUDIO VIDEO	AUTO CHAINS	AUXILIARY	BACK UP LIGHT	BEACON LIGHTS	BEACON LIGHTS
BLOCK HEATER	BLOWER	BLOWER CUTOFF	BUZZER	CENTER ROTATORS	CLEAR ROTATORS	CLEAR STROBE
CODE GREEN	CODE RED	CODE YELLOW	COMMAND LIGHT	COMPARTMENT HEATER	COMPARTMENT LIGHTS	COOL HEAT
CROSSFIRE LIGHT	DECK LIGHT	DIFFERENTIAL LOCK	DIMMER	DIMMER CAB	DIMMER PANEL	DOME
DRIVING LIGHTS	DRUG BOX LOCK	DUMP VALVE	EMERGENCY SHUTDOWN	ENGINE	ENGINE IDLE SPEED	FANS
FAST IDLE	FOAM PUMP	FOG LIGHTS	FRONT DOOR	FRONT QUARTZ	FUEL PRIME	GENERATOR
GENERATOR PTO	GROUND LIGHTS	HEADLIGHTS	HEAT	HEATER	HOT SHIFT PTO	HORN SELECT
HYDRAULIC FAN	IN ROTATOR	INTERIOR LIGHT	INVERTER	JACKS DOWN	JAKE BRAKE	JAKE HI



Class 1 110519 Rev - Sheet B

JAKE MED	JAKE LOW	LADDER	LEFT MIRROR ADJ	LIFT	LIGHTBAR	LIGHTS
LOAD MANG. OVERRIDE	MARKER LIGHTS	MASTER	MASTER WARNING	MASTER WARN LM OVERRIDE	MIRROR HEAT	NIGHT-FIGHTER
OPTICOM	OUT ROTATOR	PANEL LIGHTS	PRIMARY	PUMP PANEL LIGHTS	Q2B SIREN	Q2B SIREN BRAKE
QUARTZ LIGHTS	QUARTZ LIGHTS	REAR DOOR	REAR LIGHTS	REAR LOAD	REAR QUARTZ	REAR ROTATOR
REAR SCENE LIGHTS	RIGHT MIRROR ADJ	SCENE LIGHTS	SECONDARY	SIREN CUT-OFF	SIREN HORN	SPARE
STEP LIGHTS	STROBE	STROBE LIGHTS	STROBE LIGHTS	SUCTION	T-CASE	TELMA RETARDER
THROTTLE	TOWER UP	TRACTION CONTROL	VENT	WARNING	WARNING LIGHTS	WARNING LIGHTS
WATER PUMP HEATER	WIG-WAG	WIPER WASH	WIPERS	WIPER DELAY	WIPER SPEED	WORK LIGHTS
SPARE	SPARE	SPARE				

