



2010 *International Application Guide* • Volume 9 • Issue 1 • 1-11-10



UVL SERIES™

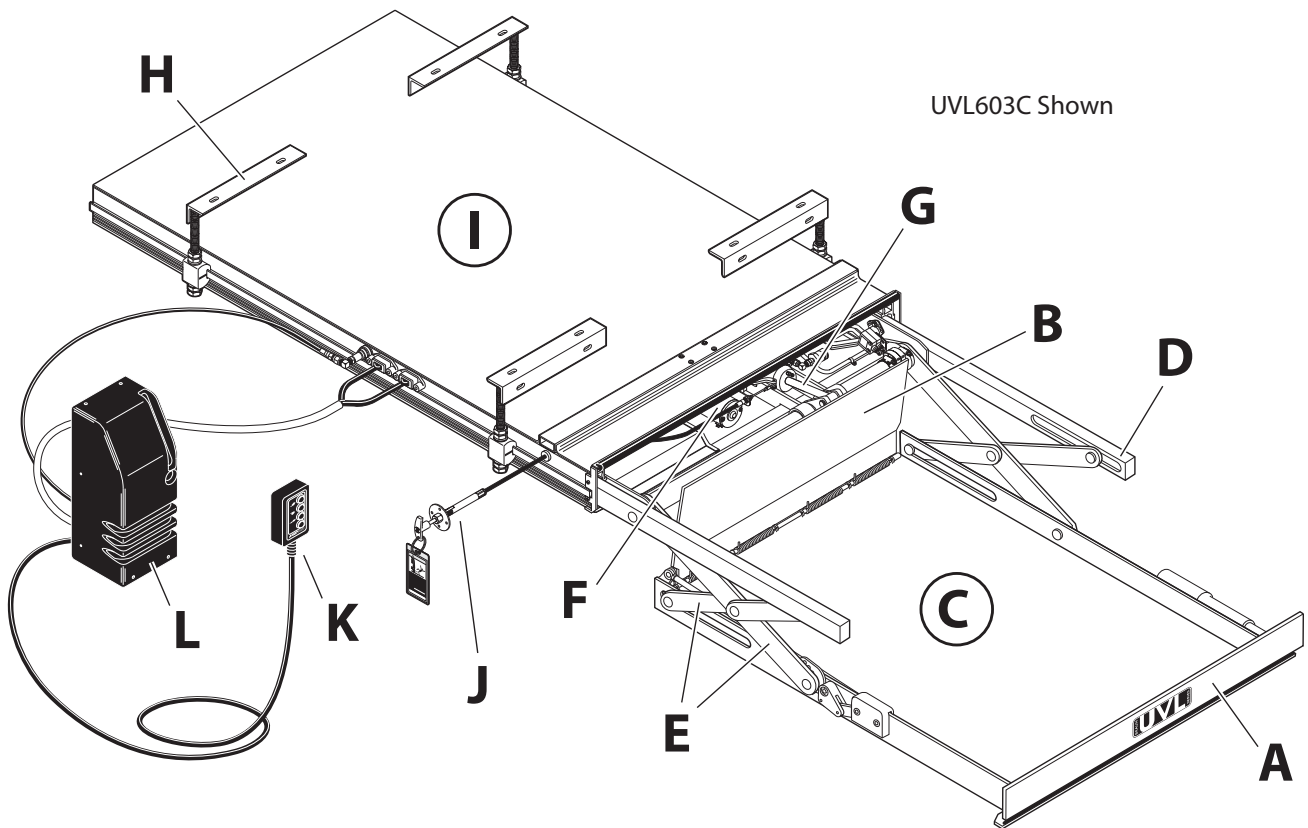
UVL Series™ Wheelchair Lifts

UVL601C

Useable Platform:
28.38" x 43"
(72 cm x 109 cm)

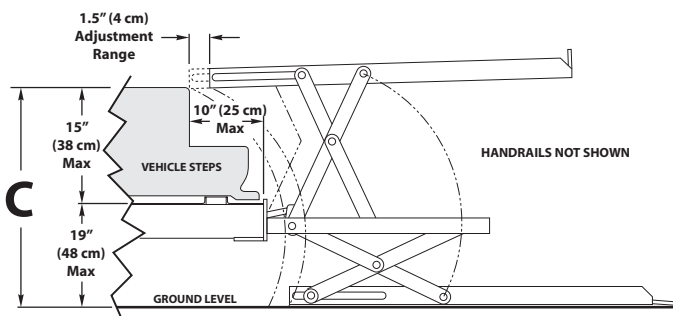
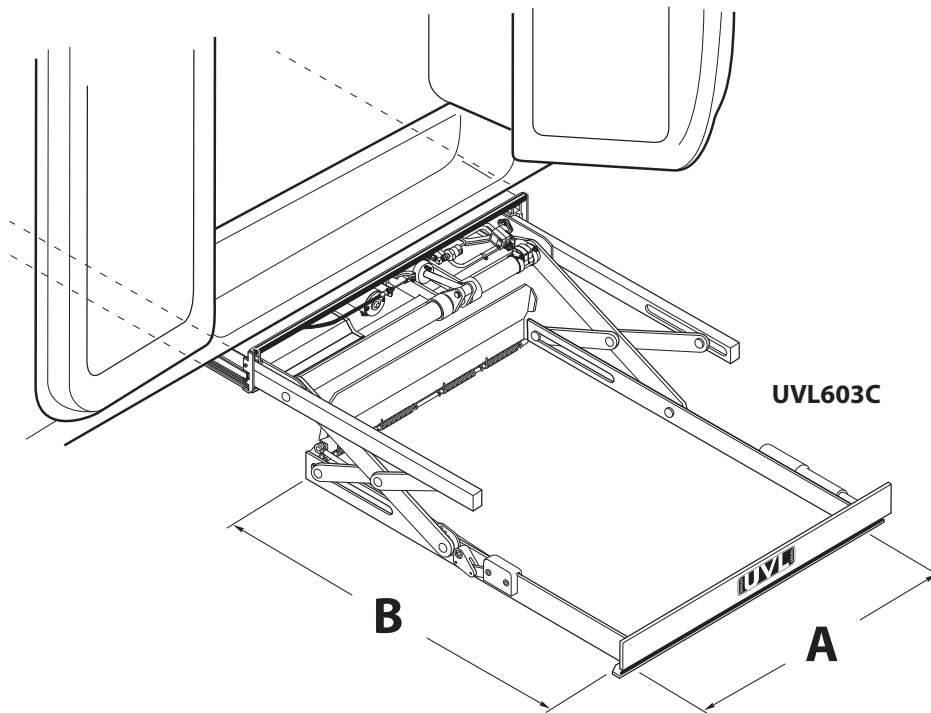
UVL603C

Useable Platform:
30" x 48"
(76 cm x 122 cm)



A - Automatic Outboard Barrier	G - Hydraulic Cylinder
B - Inboard Barrier	H - Lift Mounting Brackets (4)
C - Platform	I - Lift Housing (Cassette)
D - Rolling Horizontal Arms (2)	J - Platform Cable-Activated Manual Release
E - Lifting Arms (4)	K - Hand-Held Control Box
F - Chain Drive Motor	L - Pump Module

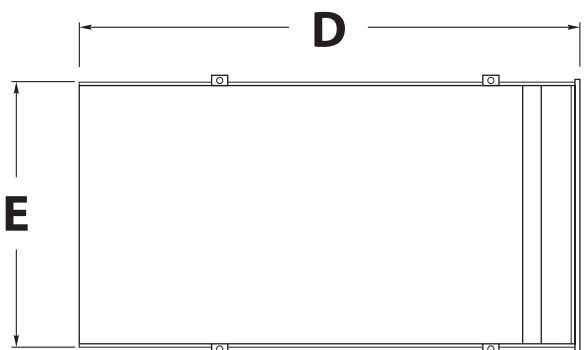
UVL Series™ Dimensions



SIDE VIEW - TRAVEL LIMITS



SIDE VIEW



TOP VIEW



FRONT VIEW

OVERALL FRONT BARRIER HEIGHT 3.25" (8 cm)

All dimensions are for reference only.

UVL Series™		A	B	C	D	E	F	G	
Lift Model Number	Operation		Clear Platform Width	Clear Platform Length	Max. Floor to Ground	Cassette Length	Cassette Width	Cassette Height	Min. Clear Door Opening Width
	User	Attdt.							
UVL601C	X	X	28.38"(72cm)	43"(109cm)	34"(86cm)	62"(157cm)	38"(97cm)	4.65"(12cm)	38"(97cm)
UVL603C	X	X	30"(76cm)	48"(122cm)	34"(86cm)	67"(170cm)	40.5"(103cm)	4.65"(12cm)	40.5"(103cm)

UVL Series™ Specifications

General Function: Electrohydraulic, power up/gravity down operation, power in/out

Operation: Hydraulic pump with one lifting cylinder

Control: hand-held control, and optional remote control

Hydraulic: Pressure Max. 3,249 psi (224 bar), Fluid is Hydraulic/HFA Aviation, Oil reservoir is .25 gal (.95 L)

Construction: Aluminum Housing with Steel inner structure with powder coat finish

Lift Weight: UVL601C, 245 lbs (111 kg) - UVL603C, 269 lbs (122 kg)

Lifting Capacity: 750 lbs (340 kg)

Operating Temperature: 19°F to 149°F (-7°C to 65°C)

Power Supply: 12V DC (24V DC available on 603C)

Current Consumption: Max. 120A (12V) - Max. 60A (24V - 603C)



UVL Series™ Accessories



73940-1S Remote Control System

Includes "Y" adaptor harness.
Controls all lift functions as well as
door operators (if so equipped)
(North American Frequency)

86483 Replacement Transmitter for Remote Control

86482 Keychain Transmitter for Remote Control



73944 "Y" Adaptor Harness

Required when using an additional
hand-held pendant control as a third
station control (73946A-1)

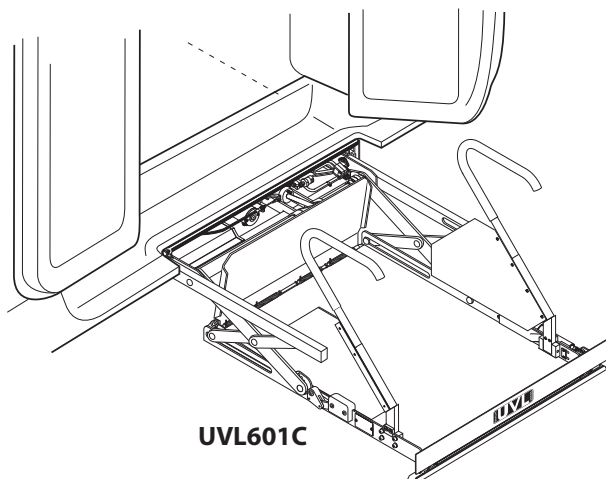
73948A "Y" Adaptor Harness

Allows outside switch
installation - by others

27895A

Theshold Warning Kit

With the lift away from floor level, an alarm will sound when passengers approach the doorway.
May be required for state/agency funded lift purchases.



UVL601C

35330K

Handrail Kit

Folding Handrail Kit for UVL601C

UVL Series™ Features



- fully automatic lift, operated by the wheelchair occupant or an attendant
- mounts underneath the vehicle, leaving the doorway completely unobstructed, providing a full window view and greater interior space
- aluminum housing is fully enclosed to be weather tight
- features a power pack remotely-mounted hydraulic pump with power up/gravity down operation
- handheld 4-button pendant control operates all lift and door functions
- optional operation by remote control
- side door application only
- miscellaneous platform widths and lengths
- slip-resistant platform
- electrically activated outboard barrier engages before platform leaves ground
- mechanical inboard barrier (IB)
- integrated back-up pump
- designed to be used with automatic door operators
- diagnostic system for easy troubleshooting
- durable high-gloss powder coated finish



www.braunability.com/international

ISO 9001:2000

631 West 11th Street, Winamac, IN 46996, USA Phone: +1 574 946 6153 Fax: +1 574 946 4670